

**Contract No. SPW 01/2025
Environmental Team for
Construction of Yuen Long
Effluent Polishing Plant
Stage 1**

Quarterly EM&A Report

(January 2026 – March 2026)

Drainage Services Department

2026-05-05

aurecon

*Bringing ideas
to life*

aurecon

Contract No. SPW 02/2025

**Independent Environmental Checker for
Construction of Yuen Long Effluent Polishing Plant
Stage 1 (2025-2026)**

Environmental Permit No. EP-565/2019/A

**Quarterly EM&A Summary Report for January 2026
to March 2026**

7 May 2026

By Hand and By E-mail

For the attention of: Mr. Simon H.M. YEUNG – CRE(C)

Dear Sir,

I refer to the captioned Quarterly EM&A Summary Report for January 2026 to March 2026 (Revision 1) which was produced by the Environmental Team (ET) Leader, received via e-mail on 5 May 2026 and duly certified by the ET Leader on 7 May 2026 (ref.: PL-202605021).

I have no comment on the captioned report and hereby verify that this submission has in general fulfilled the requirements set out in the EM&A Manual (in particular Section 12.4.5) for the captioned project.

Should you have any queries regarding the captioned or require any further information, please contact the undersigned at 2828 5875.

Yours faithfully

for MOTT MACDONALD HONG KONG LIMITED

Brandon Wong
Independent Environmental Checker
+85228285875
brandon.wong@mottmac.com

AECOM Asia Co. Ltd.
12/F, Grand Central Plaza, Tower 2
138 Shatin Rural Committee Road
Shatin, Hong Kong

Our Reference

GC/TC/BW/bw/T601100759/02/02/L127

Mott MacDonald
3/F Manulife Place
348 Kwun Tong Road
Kwun Tong
Kowloon
Hong Kong

T +852 2828 5757
mottmac.hk

cc	DSD	Mr. Wallace CHENG – E/SP 16 Mr. Ricky LI – E/SP 13 (by e-mail)
	Aurecon Hong Kong Limited	Mr. Vincent LU – ET Leader (by e-mail)
	Paul Y – CREC Joint Venture	Mr. Gabriel WONG – Environmental Specialist (by e-mail)
	The Jardine Engineering Corporation Limited	Mr. Chris CHENG – Environmental Officer (by e-mail)

Aurecon Hong Kong Limited
Unit 1608, 16/F, Tower B,
Manulife Financial Centre,
223 – 231 Wai Yip Street, Kwun Tong
Hong Kong

T +852 3664 6888
F +852 3664 6999
E hongkong@arecongroup.com
W arecongroup.com

The Aurecon logo features a small green square above the letter 'a' in the word 'aurecon', which is written in a bold, lowercase, sans-serif font.

Ref: PL-202605021

By Email

7 May 2026

Mott MacDonald
3/F Manulife Place,
348 Kwun Tong Road,
Kwun Tong, Kowloon,
Hong Kong

Attn: Mr. Brandon Wong, IEC

Dear Sir,

Contract No. SPW 01/2025
Environmental Team for Construction of Yuen Long Effluent Polishing Plant Stage 1
Environmental Permit No. EP-565/2019/A
EP Condition 3.5 – Quarterly EM&A Report for January to March 2026

Pursuant to Clause 3.5 of Environmental Permit No. EP-565/2019/A for the captioned project, we are pleased to submit the certified Quarterly EM&A Report for January to March 2026 (Rev.1) for your verification.

Should you have any queries regarding the captioned or require any further information, please contact the undersigned at 2531 0243.

Yours faithfully,
For and on behalf of
Aurecon Hong Kong Limited

A handwritten signature in black ink, appearing to be 'Vincent M. J. Lu', written in a cursive style.

Vincent M. J. Lu
Environmental Team Leader

Encl.

cc. AECOM – Mr. Patrick Leung (patrick.leung@ylepp-ecom.com)
Paul Y. - CREC Joint Venture – Mr. Gabriel Wong (gabriel.wong@dc201910.com)

Document control record

Document prepared by:

Aurecon Hong Kong Limited

Unit 1608, 16/F, Tower B, Manulife Financial Centre,

223 – 231 Wai Yip Street, Kwun Tong, Kowloon

Hong Kong S. A. R.

T +852 3664 6888

F +852 3664 6999



E hongkong@aurecongroup.com

W aurecongroup.com

A person using Aurecon documents or data accepts the risk of:

- a) Using the documents or data in electronic form without requesting and checking them for accuracy against the original hard copy version.
- b) Using the documents or data for any purpose not agreed to in writing by Aurecon.

Document control							aurecon
Report title		Quarterly EM&A Report (January 2026 - March 2026)					
Document ID		QR	Project number		529811-000		
File path		P529811-000-0000-PD-QR-0003[1]					
Client		Drainage Services Department					
Client contact		Client reference					
Rev	Date	Revision details/status	Author	Reviewer	Verifier (if required)	Approver	
0	28 April 2026	Submitted to IEC	Daniel Cheong	Joe Ho		Vincent Lu	
1	5 May 2026	Responses to Comments from IEC	Daniel Cheong	Joe Ho		Vincent Lu	
Current revision		1					

Approval			
Reviewer's signature		Approver's signature	
Name	Joe Ho	Name	Vincent Lu
Title	Senior Environmental Consultant	Title	Environmental Team Leader

All rights reserved | The information/data furnished in our document is confidential and competitive information proprietary to Aurecon or its subcontractors, the release of which would harm the competitive position of Aurecon or its sub-contractors/consultants. This information/data shall not be reproduced, stored in a retrieval system, transmitted in any form or by any means, used or disclosed in whole or in part, for any purpose other than to evaluate and adjudicate this document. If Aurecon is shortlisted or a contract is awarded to Aurecon as a result of this solicitation, or in connection with the submission of such information/data, the right (and the extent thereof) to reproduce, store, transmit, use or disclose this information/data must, by agreement, be included in such contract.

Contents

EXECUTIVE SUMMARY	1
1 INTRODUCTION	2
2 SUMMARY OF EM&A REQUIREMENTS AND MONITORING RESULTS	5
3 LANDSCAPE AND VISUAL	8
4 LAND CONTAMINATION	9
5 SITE INSPECTION AND AUDIT	11
6 NON-COMPLIANCE, COMPLAINTS, NOTIFICATIONS OF SUMMONS AND SUCCESSFUL PROSECUTIONS	13
7 IMPLEMENTATION STATUS OF ENVIRONMENTAL MITIGATION MEASURE	14
8 CONCLUSION AND RECOMMENDATION	16

Tables

Table 1	Contact Information of Key Personnel	3
Table 2	Main Construction Works carried out in the Reporting Period	4
Table 3	Air Quality and Noise Monitoring Locations	5
Table 4	Coordinates of Water Quality Monitoring Locations	6
Table 5	Summary of Water Quality Exceedance	7
Table 6	Observations and Recommendations of Site Audit	11
Table 7	Waste Generated by the Construction and Disposal Ground	12
Table 8	Status of submissions required under the EP	14

Figures

Figure 1	Location of Proposed Yuen Long Effluent Polishing Plant	1
Figure 2	Location of Construction Dust Monitoring Stations	2
Figure 3	Noise Monitoring Locations	3
Figure 4	Water Quality Monitoring Locations	4
Figure 5	Ecology Monitoring Locations	5
Figure 6	Active Night Roost Monitoring Area and Vantage Points; And Noise Monitoring Stations	6

Appendix

APPENDIX A CONSTRUCTION PROGRAMME

APPENDIX B PROJECT ORGANIZATION CHART

APPENDIX C ACTION AND LIMIT LEVELS

APPENDIX D GRAPHICAL PRESENTATION OF MONITORING DATA

APPENDIX E EVENT AND ACTION PLANS

APPENDIX F WASTE FLOW TABLE

APPENDIX G IMPLEMENTATION STATUS OF ENVIRONMENTAL MITIGATION MEASURES

APPENDIX H CUMULATIVE STATISTICS ON ENVIRONMENTAL COMPLAINTS, NOTIFICATIONS OF SUMMONS AND SUCCESSFUL PROSECUTIONS

EXECUTIVE SUMMARY

This Quarterly Environmental Monitoring and Audit (EM&A) Report is prepared for Contract No. SPW 01/2025 "Environmental Team for Construction of Yuen Long Effluent Polishing Plant Stage 1". Drainage Services Department (DSD) has appointed Aurecon Hong Kong Limited (Aurecon) to undertake the Environmental Team services for the project and implement the EM&A works.

This is the 20th Quarterly EM&A Report for the construction phase which summaries findings of the EM&A programme during the reporting period from 1 January 2026 to 31 March 2026. As informed by Contractors, major activities in the reporting period were shown in section 1.4.1.

Breaches of Environmental Quality Performance Limits (AL levels)

No Action and Limit Level exceedance was recorded for air quality monitoring and construction noise monitoring in the reporting period.

No Action and Limit Level exceedance was recorded for water quality monitoring in the reporting period.

No Action / Limit exceedance was recorded for noise levels at stations (NMS1 and NMS2) in close proximity to the active ardeid night roosts during the reporting period.

No Action / Limit exceedance for the ecological monitoring of birds in the reporting period.

No corrective actions were required according to the Event and Action Plans for the Monitoring Parameters.

Land Contamination

Regular site inspection was carried out to ensure the recommended mitigation measures are properly implemented. The signed final Contamination Assessment Report (CAR) for "Main Storeroom & Workshops", "Mechanical Workshop", "Waste Storage Area", "SAS Thickener House-1", "SAS Thickener House-2" and "Screening Press House" were submitted to EPD respectively on 1st November 2021, 23rd November 2021, 29th April 2022, 6th July 2022, 19th June 2023 and 29th October 2024. No contaminated soil and ground water was found within the Main Storeroom & Workshop, Mechanical Workshop, Waste Storage Area, SAS Thickener House-1, SAS Thickener House-2 and Screening Press House, and no remedial action is required for these locations.

Complaint Log

No complaints were received in the reporting period.

Notifications of Summons and Successful Prosecutions

No notifications of summons and successful prosecutions were received in the reporting period.

Reporting Change

There were no reporting changes during the reporting period.

1 INTRODUCTION

1.1 Background

- 1.1.1 The existing Yuen Long Sewage Treatment Works (YLSTW) is a secondary sewage treatment works, located at Yuen Long Industrial Estate serves Yuen Long Town, Yuen Long Industrial Estate and Kam Tin areas with a design capacity of 70,000 m³ per day. Based on the latest planning data, the volume of sewage generation from the YLSTW catchment is estimated to increase to 150,000 m³ per day after 20 years. In addition, since YLSTW has been operating for over 30 years and most of its facilities are of out-dated design and reaching the end of their design life, the environmental facilities of the plant will also be upgraded and hence improving the adjacent environment through upgrading the YLSTW to Yuen Long Effluent Polishing Plant (YLEPP). The Location of Proposed Yuen Long Effluent Polishing Plant is given in **Figure 1**.
- 1.1.2 YLSTW will be reconstructed in two stages to increase its capacity to 150,000 m³ per day. The proposed works, as Stage 1 of the project, will firstly increase the treatment capacity to 100,000 m³ per day. In the course of Stage 1 construction, about half of the existing facilities of YLSTW would be demolished, while the other half would be kept in operation to maintain the sewage treatment service for Yuen Long area. This 72-month works contract commenced on 9 November 2020. Demolition of existing YLSTW for construction of new treatment facilities are in progress.
- 1.1.3 Under Contract DE/2020/01, this 54-month works contract commenced on 13 June 2022. Design and installation of E&M system, and the supply and installation of PV panels are in progress.
- 1.1.4 The Project is a designated project under Schedule 2 of the Environmental Impact Assessment Ordinance (EIAO) (Cap. 499) for which Environmental Impact Assessment (EIA) report and Environmental Monitoring and Audit (EM&A) Manual was approved by EPD (Register No.: AEIAR-220/2019) on 25 April 2019. The Environmental Permit (EP) (EP No. EP-565/2019) was issued by EPD on 26 April 2019. Variation of the Environmental Permit (EP) (EP No. EP-565/2019/A) was issued by EPD on 26 November 2024.
- 1.1.5 Fugro Technical Services Limited was appointed as the Environmental Team (ET) by Drainage Services Department (DSD) to undertake the Environmental Team services for the Project and implement the EM&A works under the Contract No. DC/2019/10 Yuen Long Effluent Polishing Plant -Main Works for Stage 1 (hereinafter referred as “the Contract”) for the period from July 2020 to 6 July 2023.
- 1.1.6 Aurecon Hong Kong Limited (Aurecon) has been appointed as the Environmental Team (ET) by Drainage Services Department (DSD) to undertake the Environmental Team services for the Project and implement the EM&A works under the Contract from July 2023. Air quality, noise, water quality and ecological monitoring, site inspections and auditing (as scheduled) under EM&A programme with effect from 7 July 2023 was conducted by Aurecon. Aurecon is undertaking the preparation (including reporting of monitoring results), certification by ET Leader and submission of this report to EPD.
- 1.1.7 All ET roles and responsibilities under the EP for this Project were undertaken by Fugro up to 6 July 2023 and by Aurecon with effect from 7 July 2023. Air quality, noise, water quality and ecological monitoring, site inspections and auditing (as scheduled) under EM&A programme up to 6 July 2023 was conducted by Fugro, and the corresponding monitoring results were shared with Aurecon for the purposes of reporting in this report.
- 1.1.8 This is the 20th Quarterly EM&A Summary Report to document the findings of site inspection activities and EM&A programme for this project from 1 January 2026 to 31

March 2026 (reporting period) and is submitted to fulfil Condition 3.5 of the EP and Section 12.4.5 of the EM&A Manual. According to Condition 4 of the EP, electronic reporting is provided on the internet website to facilitate public inspection of the report.

1.2 Project Organization

1.2.1 The Project Organization structure is shown in **Appendix B**. The key personnel contact names and numbers are summarized in **Table 1**.

Table 1 Contact Information of Key Personnel

Party	Position	Name	Telephone
Project Proponent (Drainage Services Department)	Engineer	Mr. Wallace Cheng	2594 7473
	Engineer	Mr. Ricky Li	2594 7572
Engineer's Representative (AECOM Asia Co. Ltd.)	Chief Resident Engineer	Mr. Simon Yeung	9075 7172
	Senior Resident Engineer	Mr. Partick Leung	6124 8838
Independent Environmental Checker (Mott MacDonald Hong Kong Limited)	Independent Environmental Checker (IEC)	Mr. Brandon Wong	2828 5875
Contractor (DC/2019/10) (Paul Y. - CREC Joint Venture)	Environmental Specialist	Mr. Gabriel Wong	5269 5723
	Environmental Officer	Mr. Henry Lau	5490 5271
Contractor (DE/2020/01) (JEC)	Environmental Officer	Mr. Chirs Cheng	6389 2975
Environmental Team (Aurecon Hong Kong Limited)	Environmental Team Leader (ETL)	Mr. Vincent Lu	6346 5908

1.3 Construction Programme and Activities

1.3.1 The construction programme of this project is shown in **Appendix A**.

1.4 Works undertaken during the Period

1.4.1 The main construction works carried out in the reporting period were summarized in **Table 2**:

Table 2 Main Construction Works carried out in the Reporting Period

January 2026	February 2026	March 2026
<p>Contract DC/2019/10:</p> <ul style="list-style-type: none"> Fixing GRC panel and CLP Substation ELS Works and Pipe works for Modification of Existing Inspection Chamber and Inlet Effluent Pipes from NSWSPS T&C Works at IW RC, ABWF and E&M works at IW (Remaining area) RC, ABWF and E&M works at PST Stage 2 ELS work and RC work at SDB Predrill works and ELS work at ADB External works at site-wide include water meter cabinet RC structure at AGS RC structure at TTS ABWF and E&M work at STB RC and E&M work at H2S ELS work at UC3 RC structure at Sludge Digester no. 1-3 with PP1 ELS work at Sludge Digester no. 4-6 RC work at Biogas Holder no. 2-3 foundation Disposal of construction waste as indicated in Appendix F. <p>Contract DE/2020/1:</p> <ul style="list-style-type: none"> Installation of PV panels Disposal of construction waste as indicated in Appendix F. 	<p>Contract DC/2019/10:</p> <ul style="list-style-type: none"> Fixing GRC panel at CLP Substation ELS Works and Pipe works for Modification of Existing Inspection Chamber and Inlet Effluent Pipes from NSWSPS ABWF and T&C Works at IW ELS works at PST Stage 2 RC works at PST Stage 2 RC works at SDB ELS works at ADB and Underpass RC works at AGS RC structure at TTS AWBF and E&M works at STB ELS work at Sludge Digester no. 4-6 and UC4 E&M work at Sludge Digester no. 1-3 T&C work at Biogas Holder no.1 Disposal of construction waste as indicated in Appendix F. <p>Contract DE/2020/1:</p> <ul style="list-style-type: none"> Installation of PV panels Disposal of construction waste as indicated in Appendix F. 	<p>Contract DC/2019/10:</p> <ul style="list-style-type: none"> Fixing GRC panel and CLP Substation Construction of Existing Inspection Chamber and Inlet Effluent Pipes from Nam Sang Wai Sewage Pumping Station ABWF and T&C Works at IW ELS works at PST Stage 2 RC works at SDB ELS works at ADB and Underpass RC works at AGS RC structure at TTS ABWF and E&M works at STB ELS work at Sludge Digester no. 4 -6 and UC4 E&M work at Sludge Digester no. 1-3 Water test and rectification work at Sludge Digester no. 1-3 T&C work at Biogas Holder no.2 Disposal of construction waste as indicated in Appendix F. <p>Contract DE/2020/1:</p> <ul style="list-style-type: none"> No site works in March Disposal of construction waste as indicated in Appendix F.

1.4.2 The environmental mitigation measures corresponding to the main construction works implemented in the reporting period can be referred to **Appendix G**.

2 SUMMARY OF EM&A REQUIREMENTS AND MONITORING RESULTS

2.1 Monitoring Requirement

2.1.1 The EM&A programme was undertaken in accordance with the EM&A Manual. It should be noted that the air quality, noise, water quality and ecology monitoring works are covered by this contract.

Air quality Monitoring

2.1.2 1-hour Total Suspended Particulates (TSP) levels should be measured at the designated air quality monitoring stations to ensure that any deteriorating air quality could be readily detected and timely action shall be undertaken to rectify such situation. Impact 1-hour TSP monitoring was conducted for at least three times every 6 days when the highest dust impact occurs.

Noise Monitoring

2.1.3 Leq (30min) monitoring is conducted at least once a week when there are Project-related construction activities being undertaken within a radius of 300 m from the monitoring stations. The monitoring is conducted during the construction phase between 0700 and 1900 on normal weekdays at the designated monitoring locations.

Water quality Monitoring

2.1.4 Turbidity (in NTU), pH, DO (in mg/L and % of saturation), Temperature (in °C), Salinity (in ppt) and Suspended Solids are conducted for three days per week at mid-flood and mid-ebb with sampling and measurement at the designated monitoring stations.

Ecology Monitoring

2.1.5 Ardeid night roost monitoring was conducted once a month in areas within 100 m from the Project boundary to monitor the effectiveness of proposed mitigation measures and detect any unpredicted indirect ecological impacts arising from the Project.

2.1.6 Ecological monitoring of birds was conducted monthly during the quarter at point count sites and transect routes along the wetland habitats in Fung Lok Wai and Nam Sang Wai as well as along Shan Pui River and Kam Tin River within 500 m from the Project boundary.

2.2 Monitoring Locations

2.2.1 The air quality and noise monitoring are summarized in **Table 3**. The locations of the air quality and noise monitoring stations shown in **Figure 2** and **Figure 3**, respectively.

Table 3 Air Quality and Noise Monitoring Locations

Environmental Monitoring	Monitoring Station	Location
Air Quality	AM1	Topfine Machinery (China) Co. Ltd
	AM2	Squatter house at the west of YLSTW
Noise	CM1	Squatter house at the north of Yuen Long STW
	CM2	Squatter house at the west of Yuen Long STW
	CM3	Squatter house at the east of Yuen Long STW

2.2.2 The coordinates of water quality monitoring locations are summarized in **Table 4**. The locations of the water quality monitoring stations shown in **Figure 4**.

Table 4 Coordinates of Water Quality Monitoring Locations

Sampling Location		Easting	Northing
M1	Serve as the control station at upstream location of construction site (Flood Tide) / Serve as the impact station at downstream location of construction site (Ebb Tide)	821 086	836 656
M2	Serve as the impact station at downstream location of construction site (Flood Tide)/ Serve as the control station at upstream location of construction site (Ebb Tide)	820 996	836 246
M3	Serve as the impact station at downstream location of construction site (Flood Tide) / Serve as the control station at upstream location of construction site (Ebb Tide)	820 645	820 335

2.3 Results & Observations

2.3.1 Graphical presentation of the environmental monitoring data in the reporting period is presented in **Appendix D**.

Air quality Monitoring

2.3.2 1-hour TSP impact monitoring at AM1 and AM2 were carried out in the reporting period, the air quality monitoring results are reported in the monthly EM&A Report prepared for this Contract.

2.3.3 No Action and Limit Level exceedance was recorded for air quality monitoring in the reporting period.

Noise Monitoring

2.3.4 Construction noise monitoring were carried out in the reporting period, the construction noise monitoring results for CM1, CM2 and CM3 are reported in the monthly EM&A Reports prepared for this Contract.

2.3.5 No Action and Limit Level exceedance was recorded for construction noise monitoring in the reporting period.

2.3.6 No raining and wind with speed over 5 m/s was observed during noise monitoring according to the onsite observation.

2.3.7 During the noise monitoring period, at CM2, road traffic from the squatter house at the west of Yuen Long STW was observed, at CM3, road traffic from the Nam Sang Wai Road was observed. No effect that arose from the other special phenomena and work progress of the concerned site for CM1 was noted during the current monitoring period.

Water quality Monitoring

2.3.8 Water quality monitoring were carried out in the reporting period, the monitoring results for M1, M2 and M3 are reported in the monthly EM&A Reports prepared for this Contract.

2.3.9 No Action and Limit Level exceedance was recorded for Dissolved Oxygen, Turbidity and Suspended Solids. Number of water quality exceedance recorded in the reporting period at each impact stations is summarized in **Table 5**.

Table 5 Summary of Water Quality Exceedance

Sampling Location	Exceedance Level	DO		Turbidity		Suspended Solids		Total	
		Flood	Ebb	Flood	Ebb	Flood	Ebb	Flood	Ebb
M1	Action	0	0	0	0	0	0	0	0
	Limit	0	0	0	0	0	0	0	0
M2	Action	0	0	0	0	0	0	0	0
	Limit	0	0	0	0	0	0	0	0
M3	Action	0	0	0	0	0	0	0	0
	Limit	0	0	0	0	0	0	0	0
Total	Action	0	0	0	0	0	0	0	0
	Limit	0	0	0	0	0	0	0	0

Ecology Monitoring

- 2.3.10 Ardeid night roost monitoring and ecological bird monitoring were carried out in the reporting period. The monitoring results are reported in the monthly EM&A Reports prepared for this Contract.
- 2.3.11 Results of the ardeid night roost monitoring showed that the two confirmed ardeid night roosts (ANR 1 and ANR 2) during the pre-construction survey were still observed to be active from January 2026 to March 2026. No Action / Limit Level exceedance at NMS1 and NMS2 was recorded during the reporting period.
- 2.3.12 Results of the ecological bird monitoring recorded no exceedance in Action / Limit Level during the reporting period.

2.4 Action and Limit Levels

- 2.4.1 The Action and Limit Levels for air quality, noise, water quality and ecology monitoring have been set and are presented in **Appendix C**.

2.5 Event and Action Plans

- 2.5.1 The event and action plans for air quality, noise, water quality and ecology monitoring are presented in **Appendix E**.

2.6 Mitigation Measures

- 2.6.1 Contractors had implemented environmental mitigation measures and requirements as stated in the EIA Report, the EP and EM&A Manual. The implementation status of the environmental mitigation measures during the reporting period is summarized in **Appendix G**.

3 LANDSCAPE AND VISUAL

3.1 Audit Requirements

- 3.1.1 According to the EM&A Manual, a Landscape Architect or related professional shall be employed to audit the implementation of landscape construction works particularly during site clearance operations when the proposed tree felling and transplanting will take place and subsequent maintenance operations. Site audits should be undertaken every week during the construction phase to check that the proposed landscape and visual mitigation measures are properly implemented and maintained as per their intended objectives. The mitigation measure recommended in the EIA Report as the audit requirements for landscape and visual, including: preservation of existing vegetation, transplanting of affected trees, compensatory tree planning, control of night-time lighting glare, erection of decorative screen hoarding and management of construction activities and facilities are summarized in **Appendix G**.

3.2 Results and Observations

- 3.2.1 According to the EM&A Manual, site audits should be undertaken every week during the construction phase to check that the proposed landscape and visual mitigation measures are properly implemented and maintained as per their intended objectives.
- No landscape or visual site audit was carried out for Contract DE/2020/01 in the reporting period. As there is no landscape or visual impact for the indoor works under Contract DE/2020/01.
- 3.2.2 To monitor and audit the implementation of landscape and visual mitigation measures, 12 weekly landscape and visual site audits were carried out in the reporting period for Contract DC/2019/10. No outstanding issues were reported during the reporting period. Observations and recommendations during site audits are summarized in **Table 6**.

4 LAND CONTAMINATION

4.1 Contamination Assessment Report

- 4.1.1 Risk-Based Remediation Goals (RBRGs) for Industrial have been adopted for the “Main Storeroom & Workshops” and the laboratory results for the sampling works (conducted between 30 June 2021 to 16 July 2021) show that there are no exceedances of the adopted RBRGs for the “Main Storeroom & Workshops”. As no contaminated soil and groundwater was found within the “Main Storeroom & Workshops”, no remediation actions are required for contaminated soil and groundwater for the scheduled land use of the “Main Storeroom & Workshops”. Their findings are summarized in Contamination Assessment Report (CAR) and submitted to EPD on 1 November 2021.
- 4.1.2 Risk-Based Remediation Goals (RBRGs) for Industrial have been adopted for the “Mechanical Workshop” and the laboratory results for the sampling works (conducted between 23 July 2021 to 4 August 2021) show that there are no exceedances of the adopted RBRGs for the “Mechanical Workshop”. As no contaminated soil and groundwater was found within the “Mechanical Workshop”, no remediation actions are required for contaminated soil and groundwater for the scheduled land use of the “Mechanical Workshop”. Their findings are summarized in Contamination Assessment Report (CAR) and submitted to EPD on 23 November 2021.
- 4.1.3 Risk-Based Remediation Goals (RBRGs) for Industrial have been adopted for the “Waste Storage Area” and the laboratory results for the sampling works (conducted between 24 November 2021 to 6 January 2022) show that there are no exceedances of the adopted RBRGs for the “Waste Storage Area”. As no contaminated soil and groundwater was found within the “Waste Storage Area”, no remediation actions are required for contaminated soil and groundwater for the scheduled land use of the “Waste Storage Area”. Their findings are summarized in Contamination Assessment Report (CAR) and submitted to EPD on 29 April 2022.
- 4.1.4 Risk-Based Remediation Goals (RBRGs) for Industrial have been adopted for the “SAS Thickener House-1” and the laboratory results for the sampling works (conducted between 13 April 2022 to 16 May 2022) show that there are no exceedances of the adopted RBRGs for the “SAS Thickener House-1”. As no contaminated soil and groundwater was found within the “SAS Thickener House-1”, no remediation actions are required for contaminated soil and groundwater for the scheduled land use of the “SAS Thickener House-1”. Their findings are summarized in Contamination Assessment Report (CAR) and submitted to EPD on 6 July 2022.
- 4.1.5 Risk-Based Remediation Goals (RBRGs) for Industrial have been adopted for the “SAS Thickener House-2” and the laboratory results for the sampling works (conducted between 15 February 2023 to 23 February 2023) show that there are no exceedances of the adopted RBRGs for the “SAS Thickener House-2”. The laboratory results are compared against the adopted RBRGs and soil saturation limit (C_{sat}) for soil samples and the adopted RBRGs and the solubility limits for groundwater samples. No exceedance of RBRG are recorded for both soil samples and groundwater samples. Furthermore, no exceedance of the soil saturation limit are recorded for soil samples. However, the exceedances of solubility limits for PCRs (C9-C16) are recorded for groundwater samples collected at BH-18, BH-19, BH-20 and BH-21; and also PCRs (C17-C35) for BH-21. As no non-aqueous phase liquid (NAPL) was observed during sampling, no further sampling and remediation are required. As no contaminated soil and groundwater is found within the

“SAS Thickener House-2”, no remediation actions are required for contaminated soil and groundwater for the scheduled land use of the “SAS Thickener House-2”. Their findings are summarized in Contamination Assessment Report (CAR) which was certified by ET Leader and verified by IEC on 31 May 2023 and submitted to EPD on 19 June 2023.

- 4.1.6 Risk-Based Remediation Goals (RBRGs) for Industrial have been adopted for the “Screening Press House” and the laboratory results for the sampling works (conducted between 19 August 2024 to 20 August 2024) show that there are no exceedances of the adopted RBRGs for the “Screening Press House”. As no contaminated soil and groundwater was found within the “Screening Press House”, no remediation actions are required for contaminated soil and groundwater for the scheduled land use of the “Screening Press House”. Their findings are summarized in Contamination Assessment Report (CAR) and submitted to EPD on 29 October 2024.

5 SITE INSPECTION AND AUDIT

5.1 Site Inspection

- 5.1.1 Site audits were carried out by ET on weekly basis at least once per week to monitor the implementation of proper environmental management practices and mitigation measures in the Project site.
- 5.1.2 In the reporting period, 12 site inspections were carried out for Contract DC/2019/10. 1 site inspection was carried for Contract DE/2020/01. No outstanding issues were reported during the reporting period. Details of observations recorded during the site inspections are presented in **Table 6**.

Table 6 Observations and Recommendations of Site Audit
Contract DC/2019/10:

Parameters	Date	Observations and Recommendations	Follow-up
Air Quality		N/A	
Noise		N/A	
Water Quality		N/A	
Chemical and Construction Waste Management	10 February 2026	Observation 1: Drip tray should be provided for the fuel drum at SD.	Dray tray was provided for the fuel drum at SD.
Land Contamination		N/A	
Ecological Impact		N/A	
Landscape and Visual Impact		N/A	
Permit / Licenses	4 February 2026	Observation 1: The color of NRMM label for the generator at AGS should be green,	A new NRMM label was provided.
Other		N/A	

Contract DE/2020/01:

Parameters	Date	Observations and Recommendations	Follow-up
Air Quality		N/A	
Noise		N/A	
Water Quality		N/A	
Chemical and Construction Waste Management		N/A	
Land Contamination		N/A	
Ecological Impact		N/A	
Landscape and Visual Impact		N/A	
Permit / Licenses		N/A	
Other		N/A	

5.2 Advice on the Solid and Liquid Waste Management Status

- 5.2.1 Contractors registered as a chemical waste producer for the Contract. Sufficient numbers of receptacles were available for general refuse collection and sorting.
- 5.2.2 The management of waste generated by the construction is presented in **Table 7**.

Table 7 Waste Generated by the Construction and Disposal Ground

Types of Waste	Disposal Ground
Inert C&D Waste (Excluding slurry and bentonite)	Tuen Mun Area 38
Inert C&D Waste (For slurry and bentonite)	Tseung Kwan O Area 137
Non-inert C&D Materials	North East New Territories Landfill (NENT) (Before 6 November 2025) South East New Territories Landfill Extension (SENTX) (From 6 November 2025) ¹
Sludge	West New Territories Landfill (WENT)
Marine Sediment	Type 1 – Open Sea Disposal: South Cheung Chau Open Sea Sediment Disposal Area Type 1 – Open Sea Disposal (Dedicate Site) and Type 2 – Confined Marine Disposal: Contaminated Mud Pit Vb and Contaminated Mud Pit of the Confined Marine Disposal Facilities to the East of Sha Chau

Note:

1: EPD issued a memo on 6 November 2025, indicating that for works projects with WENT or NENT Landfills as the designated disposal ground for non-inert construction and demolition materials, these designated disposal grounds will be temporarily replaced by South East New Territories Landfill Extension (SENTX) in Tseung Kwan O, with immediate effect until further notice.

- 5.2.3 The amount of wastes generated by the site activities in the reporting period is shown in **Appendix F**.
- 5.2.4 If off-site disposal is required, the excavated marine mud from the land-based works shall be disposed of at the designated disposal sites within Hong Kong as allocated by the Marine Fill Committee or other locations as agreed by the Director. Contractors shall ensure no spilling and overflowing of materials during loading / unloading / transportation is allowed.
- 5.2.5 Contractors were reminded that chemical waste should be properly handled temporarily in designated chemical waste storage area on site in accordance with the Code of Practice on the Packing, Labelling and Storage of Chemical Waste.

6 NON-COMPLIANCE, COMPLAINTS, NOTIFICATIONS OF SUMMONS AND SUCCESSFUL PROSECUTIONS

6.1 Non-compliance (Exceedances of AL levels)

- 6.1.1 No Action and Limit Level exceedance was recorded for air quality monitoring and construction noise monitoring in the reporting period.
- 6.1.2 No Action and Limit Level exceedance was recorded was recorded for water quality in the reporting period.
- 6.1.3 No Action / Limit exceedance was recorded for noise levels at stations (NMS1 and NMS2) in close proximity to the active ardeid night roosts in the reporting period.
- 6.1.4 No Action / Limit exceedance for the ecological monitoring of birds in the reporting period.
- 6.1.5 No corrective actions were required according to the Event and Action Plans.

6.2 Complaints, Notification of Summons and Successful Prosecutions

- 6.2.1 No environmental complaints, notification of summons and successful prosecutions was recorded in the reporting period.
- 6.2.2 Cumulative complaint log, summaries of complaints, notification of summons and successful prosecutions are presented in **Appendix H**.
- 6.2.3 No corrective actions were required.

7 IMPLEMENTATION STATUS OF ENVIRONMENTAL MITIGATION MEASURE

7.1 Implementation Status of Environmental Protection and Pollution Control / Mitigation Measures

Contractors had implemented environmental protection and pollution control / mitigation measures as stated in the EIA Report, the EP and EM&A Manual. The implementation status of the recommended mitigation measures during the reporting period is summarized in **Appendix G**.

The status of required submissions under the EP as of the reporting period are summarized in **Table 8**.

Table 8 Status of submissions required under the EP

EP Condition (EP-565/2019/A)	Submission Title	Submission Status
Condition 2.9	Construction Phase Emergency Response Plan	Submitted to EPD with ET certification and IEC verification, finalised and available for public inspection via the dedicated website.
Condition 2.11	Pre-construction Ardeid Night Roost Survey Report	Submitted to EPD with ET certification and IEC verification, finalised and available for public inspection via the dedicated website.
EM&A Manual Sec. 7.3.3 & 7.3.4	Baseline Bird Survey Report	Submitted to EPD with ET certification and IEC verification, finalised and available for public inspection via the dedicated website.
Condition 2.12	Noise Mitigation Measures Plan	Submitted to EPD with ET certification and IEC verification, finalised and available for public inspection via the dedicated website.
Condition 2.13	Proposal for Minimization of Overspill Light to Ecological Sensitive Areas	Submitted to EPD with ET certification and IEC verification, finalised and available for public inspection via the dedicated website.
Condition 2.14	Supplementary Contamination Assessment Plan	Submitted to EPD with ET certification and IEC verification, finalised and available for public inspection via the dedicated website.
Condition 2.14	Contamination Assessment Report for Main Storeroom & Workshops	Submitted to EPD with ET certification and IEC verification, finalised and available for public inspection via the dedicated website.
Condition 2.14	Contamination Assessment Report for Mechanical Workshop	Submitted to EPD with ET certification and IEC verification, finalised and available for public inspection via the dedicated website.
Condition 2.14	Contamination Assessment Report for Waste Storage Area	Submitted to EPD with ET certification and IEC verification, finalised and available for public inspection via the dedicated website.

EP Condition (EP-565/2019/A)	Submission Title	Submission Status
Condition 2.14	Contamination Assessment Report for SAS Thickener House-1	Submitted to EPD with ET certification and IEC verification, finalised and available for public inspection via the dedicated website.
Condition 2.14	Contamination Assessment Report for SAS Thickener House-2	Submitted to EPD with ET certification and IEC verification, finalised and available for public inspection via the dedicated website.
Condition 2.14	Contamination Assessment Report for Screening Press House	Submitted to EPD with ET certification and IEC verification, finalised and available for public inspection via the dedicated website.
Condition 2.15	Landscape and Visual Mitigation Plan	Submitted to EPD with ET certification and IEC verification, to be finalised and made available for public inspection via the dedicated website.
Condition 3.3	Baseline Monitoring Report	Submitted to EPD with ET certification and IEC verification, finalised and available for public inspection via the dedicated website.
Condition 3.4	Monthly EM&A Report (from April 2021 to March 2026)	Submitted to EPD with ET certification and IEC verification, finalised and available for public inspection via the dedicated website.
Condition 3.5	Quarterly EM&A Report (from April 2021 to December 2025)	Submitted to EPD with ET certification and IEC verification, finalised and available for public inspection via the dedicated website.
Condition 4.2	Environmental Monitoring Data from April 2021 to March 2026	Submitted to EPD with ET certification and IEC verification, finalised and available for public inspection via the dedicated website.

8 CONCLUSION AND RECOMMENDATION

8.1 Conclusions

- 8.1.1 No Action and Limit Level exceedance was recorded for air quality monitoring and construction noise monitoring in the reporting period.
- 8.1.2 No Action and Limit Level exceedance was recorded for water quality in the reporting period.
- 8.1.3 No Action / Limit exceedance was recorded for noise levels at stations (NMS1 and NMS2) in close proximity to the active ardeid night roosts in the monitoring period.
- 8.1.4 No Action / Limit exceedance for the ecological monitoring of birds in the reporting period.
- 8.1.5 12 environmental site inspections and 12 landscape and visual site audits were carried out for Contract DC/2019/10 in in the reporting period. Recommendations on mitigation measures were given to the Contractor for remediating the deficiencies identified during the site inspections.
- 8.1.6 4 environmental site inspections were carried out for Contract DE/2020/01 in in the reporting period. Recommendation on mitigation measure was given to the Contractor for remediating the deficiencies identified during the site inspections.
- 8.1.7 No landscape or visual site audits were carried out for Contract DE/2020/01 in the reporting period as there is no landscape or visual impact for indoor works under Contract DE/2020/01.
- 8.1.8 No environmental complaints, notification of summons and successful prosecutions were recorded in the reporting period.
- 8.1.9 The EM&A methodology has been effective in monitoring the environmental impacts of the Project and the effectiveness of the mitigation measures. The data collected were useful in determining whether the Project had caused unacceptable impacts on the sensitive receivers. Analysis of all EM&A data collected throughout the baseline and the impact monitoring periods demonstrated the environmental acceptability of the Project.

8.2 Comment and Recommendations

- 8.2.1 The recommended environmental mitigation measures, as proposed in the EIA report and EM&A Manual shall be effectively implemented to minimize the potential environmental impacts from the Project. The EM&A programme would effectively monitor the environmental impacts generated from the construction activities and ensure the proper implementation of mitigation measures.
- 8.2.2 According to the environmental site inspections performed in the reporting period, the following recommendations were provided:

Contract DC/2019/10:

Air Quality Impact

- No specific observation was identified in the reporting period.

Construction Noise Impact

- No specific observation was identified in the reporting period.

Water Quality Impact

- No specific observation was identified in the reporting period.

Chemical Waste and Construction Waste Management

- Drip tray should be provided for the fuel drum at SD.

Land Contamination

- No specific observation was identified in the reporting period.

Ecological Impact

- No specific observation was identified in the reporting period.

Landscape and Visual Impact

- No specific observation was identified in the reporting period.

Hazard to Life

- No specific observation was identified in the reporting period.

Permit/ Licenses

- The color of NRMM label for the generator at SDB should be green.

Other

- No specific observation was identified in the reporting period.

Contract DE/2020/01:

Air Quality Impact

- No specific observation was identified in the reporting period.

Construction Noise Impact

- No specific observation was identified in the reporting period.

Water Quality Impact

- No specific observation was identified in the reporting period.

Chemical Waste and Construction Waste Management

- No specific observation was identified in the reporting period.

Land Contamination

- No specific observation was identified in the reporting period.

Ecological Impact

- No specific observation was identified in the reporting period.

Landscape and Visual Impact

- No specific observation was identified in the reporting period.

Hazard to Life

- No specific observation was identified in the reporting period.

Permit/ Licenses

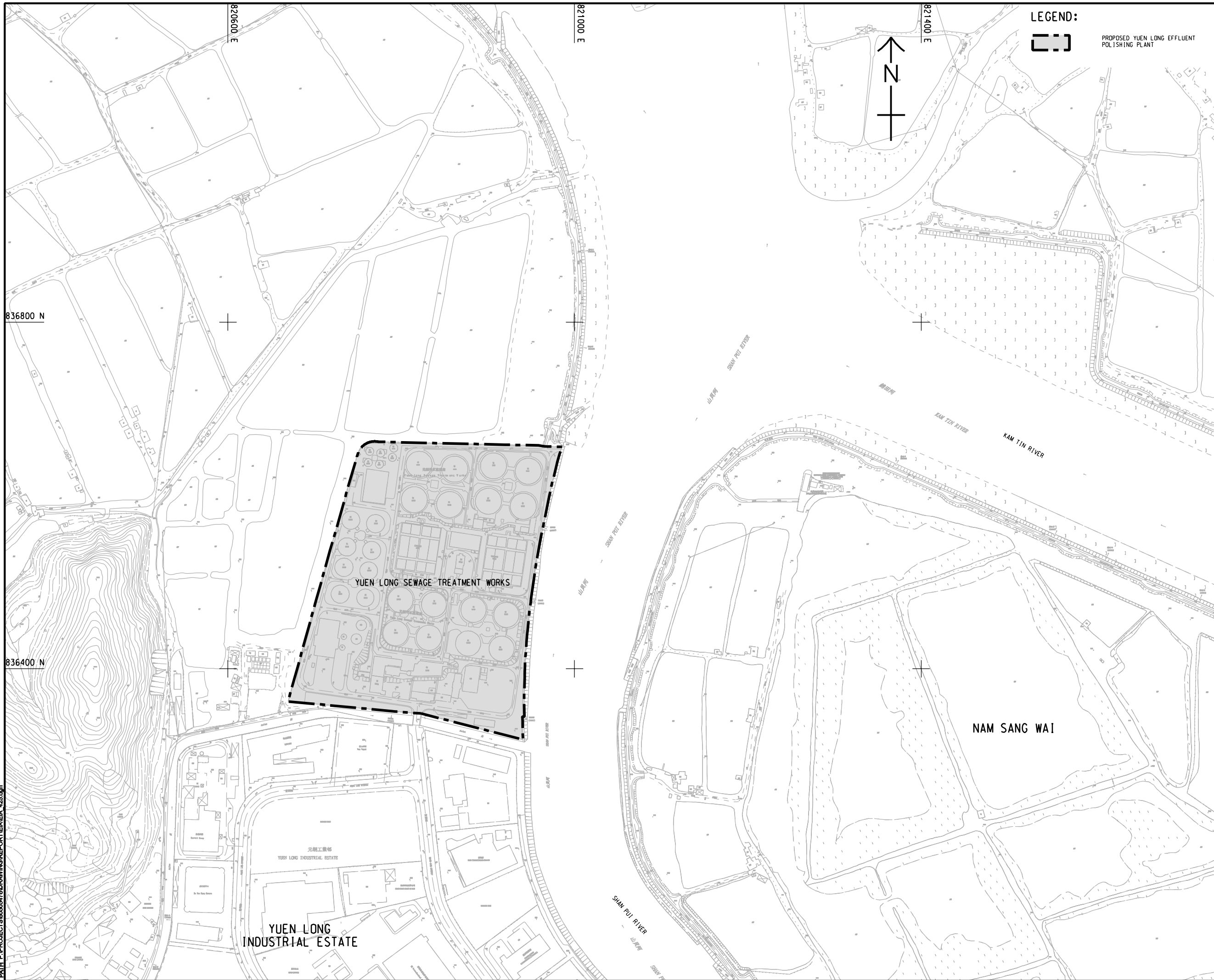
- No specific observation was identified in the reporting period.


Other

- No specific observation was identified in the reporting period.

Figure 1 Location of Proposed Yuen Long
Effluent Polishing Plant

Plot File by: Song YN 2018/02/27
 PATH: P:\PROJECTS\8060547\DRAWING\REPORT\EA\EA_425.dgn
 Project Management Initials: Designer: Checked: Approved: ISO A1 594mm x 841mm



LEGEND:

 PROPOSED YUEN LONG EFFLUENT POLISHING PLANT

AECOM
PROJECT
YUEN LONG EFFLUENT POLISHING PLANT - INVESTIGATION, DESIGN AND CONSTRUCTION

CLIENT

 渠務署
 Drainage Services Department

CONSULTANT
 AECOM Asia Company Ltd.
 www.aecom.com

SUB-CONSULTANTS
 分判工程顧問公司

ISSUE/REVISION

NO.	DATE	DESCRIPTION	CHK.

SCALE
 1:2000
KEY PLAN

DIMENSION UNIT
 METRES

PROJECT NO.
 60505476

CONTRACT NO.
 CE 3/2015 (DS)

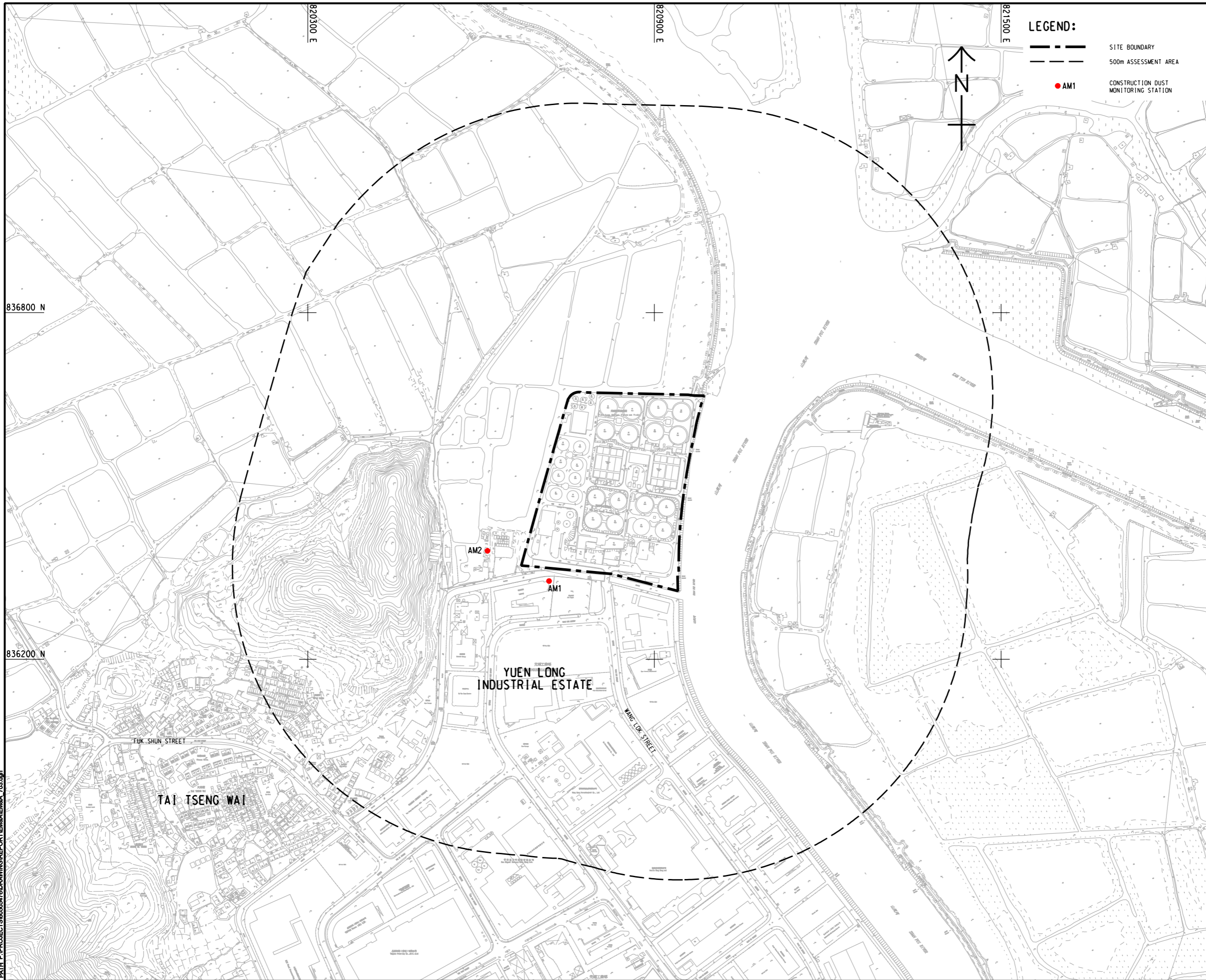
SHEET TITLE
 LOCATION OF PROPOSED YUEN LONG EFFLUENT POLISHING PLANT

SHEET NUMBER

This drawing has been prepared for the use of AECOM's client. It may not be used, modified, reproduced or relied upon by third parties, except as agreed by AECOM in writing. AECOM accepts no responsibility, and denies any liability whatsoever, to any party, that uses or relies on this drawing without AECOM's express written consent. Do not scale this document. All measurements must be obtained from the master dimensions.

Figure 2 Location of Construction Dust Monitoring Stations

ISO A1 594mm x 841mm
 Approved:
 Checked:
 Designer:
 Project Management Initials:
 836800 N
 836200 N
 P:\PROJECTS\60565476\DRAWING\REPORT\EM\EA\EA_703.dgn
 11/29
 P:\PROJECTS\60565476\DRAWING\REPORT\EM\EA\EA_703.dgn



LEGEND:

- SITE BOUNDARY
- 500m ASSESSMENT AREA
- AM1 CONSTRUCTION DUST MONITORING STATION



PROJECT
 項目
YUEN LONG EFFLUENT POLISHING PLANT - INVESTIGATION, DESIGN AND CONSTRUCTION

CLIENT
 業主
渠務署
 Drainage Services Department

CONSULTANT
 工程顧問公司
 AECOM Asia Company Ltd.
 www.aecom.com

SUB-CONSULTANTS
 分判工程顧問公司

ISSUE/REVISION
 修訂

I/R	DATE	DESCRIPTION	CHK.
號	日期	內容摘要	核

STATUS
 階段

SCALE
 比例
 A1 1 : 3000

DIMENSION UNIT
 尺寸單位
 METRES

KEY PLAN
 索引圖

PROJECT NO.
 項目編號
 60505476

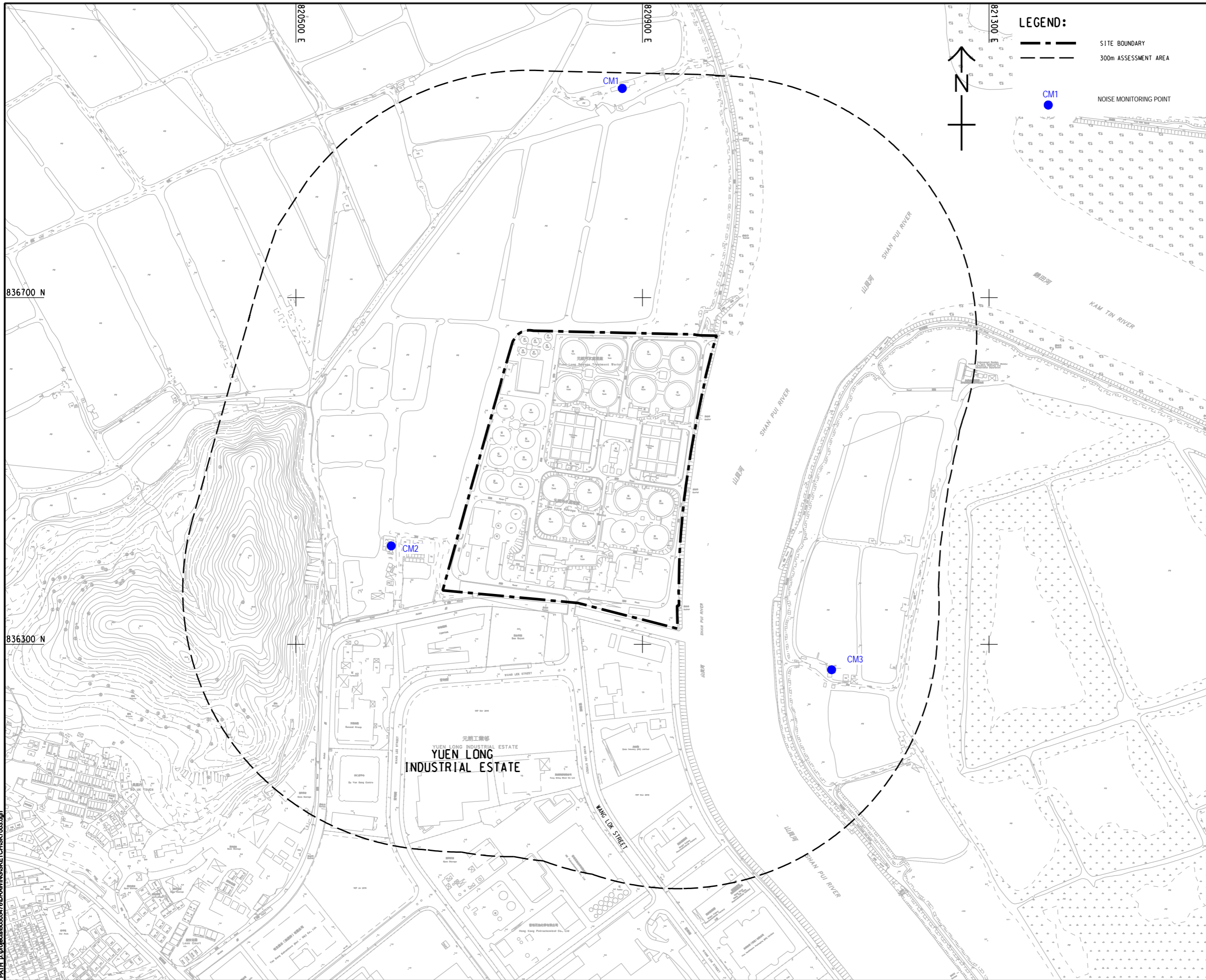
CONTRACT NO.
 合約編號
 CE 3/2015 (DS)

SHEET TITLE
 圖紙名稱
 LOCATION OF CONSTRUCTION DUST MONITORING STATIONS

SHEET NUMBER
 圖紙編號

This drawing has been prepared for the use of AECOM's client. It may not be used, modified, reproduced or relied upon by third parties, except as required by law. AECOM accepts no responsibility, and denies any liability whatsoever, to any party, for losses or claims on this drawing without AECOM's express written consent. Do not scale this document. All measurements must be obtained from the related dimensions.

Figure 3 Noise Monitoring Locations



LEGEND:

- SITE BOUNDARY
- 300m ASSESSMENT AREA
- NOISE MONITORING POINT



PROJECT
项目
YUEN LONG EFFLUENT POLISHING PLANT - INVESTIGATION, DESIGN AND CONSTRUCTION

CLIENT
業主
 渠務署
Drainage Services Department

CONSULTANT
工程顧問公司
AECOM Asia Company Ltd.
www.aecom.com

SUB-CONSULTANTS
分判工程顧問公司

ISSUE/REVISION
修訂

NO.	DATE	DESCRIPTION	CHK.

STATUS
圖版

SCALE
比例
A1 1:2000

DIMENSION UNIT
尺寸單位
METRES

KEY PLAN
索引圖

PROJECT NO.
項目編號
60505476

CONTRACT NO.
合約編號
CE 3/2015 (DS)

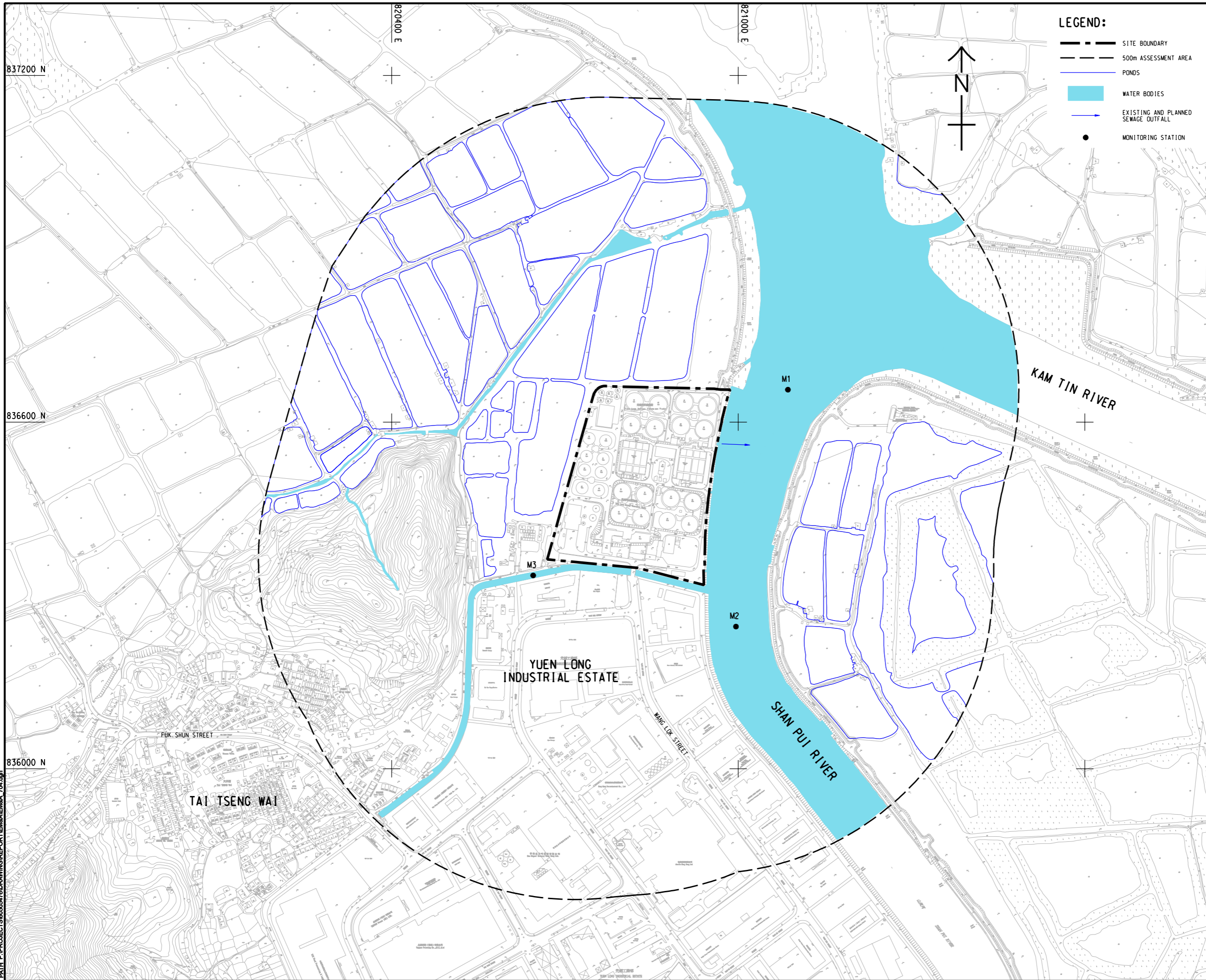
SHEET TITLE
圖紙名稱
LOCATIONS OF NOISE MONITORING POINTS

SHEET NUMBER
圖紙編號

This drawing has been prepared for the use of AECOM's client. It may not be used, modified, reproduced or relied upon by third parties, except as agreed by AECOM in writing. AECOM accepts no responsibility, and does not warrant, for any party that uses or relies on this drawing without AECOM's express written consent. Do not scale this document. All measurements must be obtained from the stated dimensions.

Figure 4 Water Quality Monitoring Locations

ISO A1 594mm x 841mm
 Approved:
 Checked:
 Designer:
 Project Management Initials:
 12/18
 P:\PROJECTS\60505476\DRAWING\REPORT\EMBA\6A_704.dgn



PROJECT
 項目
YUEN LONG EFFLUENT POLISHING PLANT - INVESTIGATION, DESIGN AND CONSTRUCTION

CLIENT
 業主
 渠務署
 Drainage Services Department

CONSULTANT
 工程顧問公司
 AECOM Asia Company Ltd.
 www.aecom.com

SUB-CONSULTANTS
 分門工程顧問公司

ISSUE/REVISION
 修訂

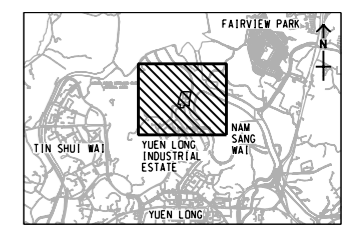
I/R	DATE	DESCRIPTION	CHK.

STATUS
 階段

SCALE
 比例
 A3 1: 8000

DIMENSION UNIT
 尺寸單位
 METRES

KEY PLAN A3 1: 180000
 索引圖



PROJECT NO.
 項目編號
 60505476

CONTRACT NO.
 合約編號
 CE 3/2015 (DS)

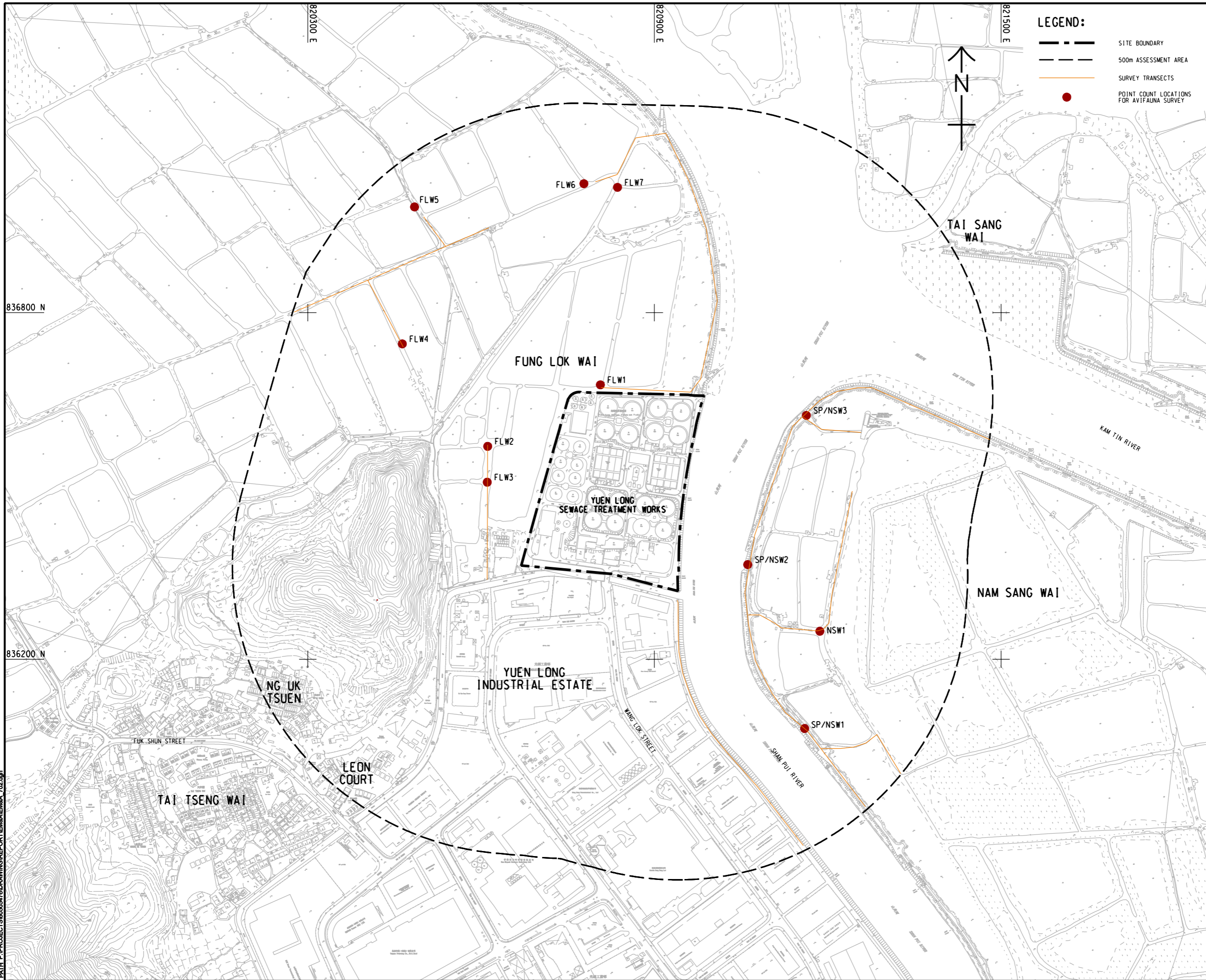
SHEET TITLE
 圖名
 LOCATIONS OF WATER QUALITY MONITORING STATIONS FOR CONSTRUCTION PHASE

SHEET NUMBER
 圖號

This drawing has been prepared for the use of AECOM's client. It may not be used, modified, reproduced or relied upon by third parties, except as agreed by AECOM or as required by law. AECOM accepts no responsibility, and denies any liability whatsoever, to any party, for loss or damage of any kind, arising from the use of this drawing without AECOM's express written consent. All measurements must be obtained from the stated dimensions.

Figure 5 Ecology Monitoring Locations

ISO A1 594mm x 841mm
 Approved:
 Checked:
 Designer:
 Project Management Initials:
 836800 N
 836200 N
 P:\PROJECTS\60505476\DRAWING\REPORT\EM\EN\EA_702.dgn
 Pld File by: ZENGFX 2018/05/30
 PATH: P:\PROJECTS\60505476\DRAWING\REPORT\EM\EN\EA_702.dgn



LEGEND:

- SITE BOUNDARY
- 500m ASSESSMENT AREA
- SURVEY TRANSECTS
- POINT COUNT LOCATIONS FOR AVIFAUNA SURVEY



AECOM

PROJECT
 項目
YUEN LONG EFFLUENT POLISHING PLANT - INVESTIGATION, DESIGN AND CONSTRUCTION

CLIENT
 業主
渠務署
 Drainage Services Department

CONSULTANT
 工程顧問公司
 AECOM Asia Company Ltd.
 www.aecom.com

SUB-CONSULTANTS
 分判工程顧問公司

ISSUE/REVISION
 修訂

I/R	DATE	DESCRIPTION	CHK.

STATUS
 階段

SCALE
 比例
 A1 1 : 3000

DIMENSION UNIT
 尺寸單位
 METRES

KEY PLAN
 索引圖

PROJECT NO.
 項目編號
 60505476

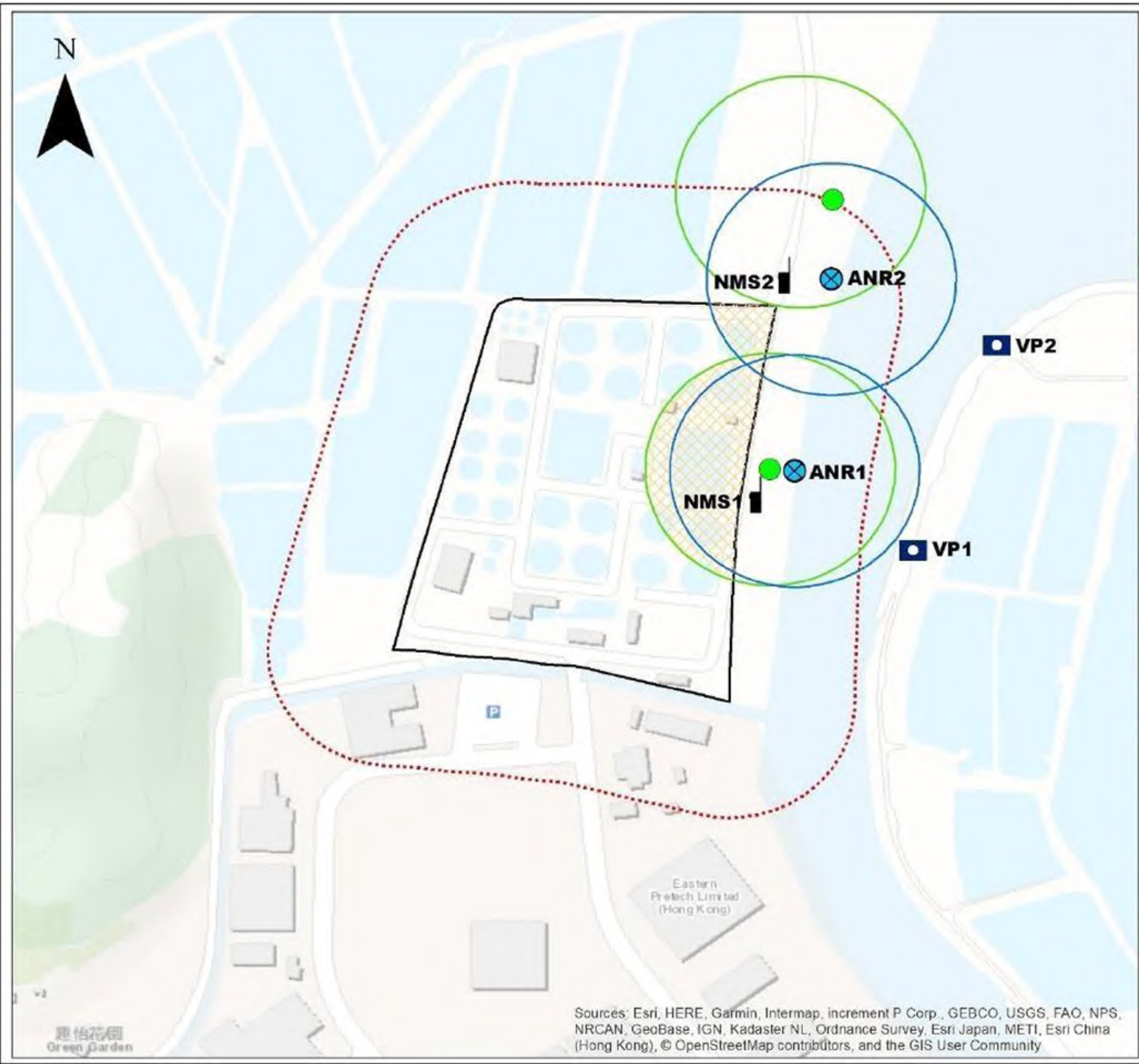
CONTRACT NO.
 合約編號
 CE 3/2015 (DS)

SHEET TITLE
 圖名
 ECOLOGICAL MONITORING LOCATIONS

SHEET NUMBER
 圖號

This drawing has been prepared for the use of AECOM's client. It may not be used, modified, reproduced or relied upon by third parties, except as required by law. AECOM accepts no responsibility, and disclaims any liability whatsoever, to any party, for loss or damage of any kind, arising from the use of this drawing without AECOM's express written consent. Do not scale this document. All measurements must be obtained from the stated dimensions.

Figure 6 Active Night Roost Monitoring Area and Vantage Points; And Noise Monitoring Stations



Legend

- Pre-identified Ardeid Night Roost Area (EIA Report)
- ⊗ Active Ardeid Night Roost Area (ANR)
- Vantage Point
- Noise Monitoring Station (NMS)
- 100 m Buffer Zone for Pre-identified Ardeid Night Roost Area (EIA Report)
- 100 m Buffer Zone for Active Ardeid Night Roost Area
- Suggested Buffer Zone
- Project Site
- Survey Area

Key Plan



Drainage Services Department
The Government of the Hong Kong Special Administrative Region

aurecon

Project Title:
Contract No. SPW 07/2020 Environmental team for Construction of Yuen Long Effluent Polishing Plant Stage 1.

Figure Title:
Location of Active Night Roosts within the 100 m Study Area

Figure No.: 1	Rev.: 2
Prepared by: SMR	Checked: FMN



Date: 13/03/2021	Status: Draft
----------------------------	-------------------------

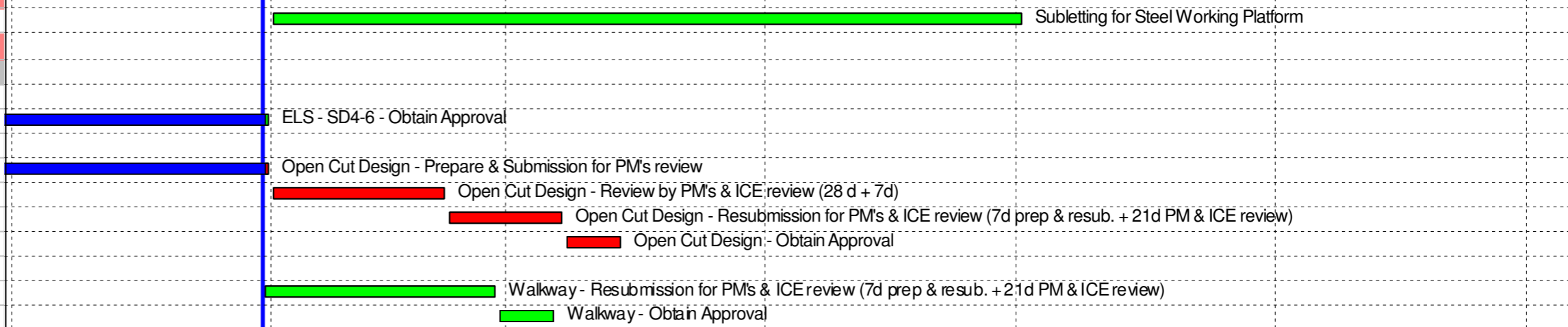
Sources: Esri, HERE, Garmin, Intermap, increment P Corp., GEBCO, USGS, FAO, NPS, NRCAN, GeoBase, IGN, Kadaster NL, Ordnance Survey, Esri Japan, METI, Esri China (Hong Kong), © OpenStreetMap contributors, and the GIS User Community

Appendix A

Construction Programme

Activity ID	Activity Name	Orig Dur	Early Start	Early Finish	Total Float	January					February				March				April				May				June				July	
						63					64				65				66				67				68				69	
						8	04	11	18	25	01	08	15	22	01	08	15	22	29	05	12	19	26	03	10	17	24	31	07	14	21	28
YLEPP Stage 1 - Detailed Works Programme DPv58_20260212																																
Contract Data Part 1																																
Access Dates																																
ADP4	Portion 4 (sd+1599d)	0	31-Jan-26*		-310																											
Contract Key Dates																																
CKD3	KD3 - Early Commissioning of Inlet Works100,000m3/d at ADWF,PST>54,000m3/d at ADWF,Civil,struct,E&M & BS (R.KD3=25May24)	0	31-Jan-26*		-247																											
Environmental Constraints																																
NMM-2185	PS 1.105A Noise Mitigation Measures 2025-2026	151	01-Nov-25 A	31-Mar-26	406																											
Planned Completion																																
Compensation Events																																
CE625	Implementation of Compensation Event (CE) No.625 - Amber Rainstorm Warning and Incident Weather in July 2025	0		07-Jan-26 A																												
CE636	Implementation of Compensation Event (CE) No.636 - Amber Rainstorm Warning and Incident Weather in August 2025	0		07-Jan-26 A																												
CE641	Implementation of Compensation Event (CE) No.613 - Amber Rainstorm Warning and Incident Weather in September 2025	0		07-Jan-26 A																												
Preliminary and Preparation Works																																
Subletting																																
SUB-320	Subletting for Steel Working Platform	90	01-Feb-26	01-May-26	501																											
Design Submission																																
Temporary Works Design																																
Sludge Digester 4-6																																
TWD-490	ELS - SD4-6 - Obtain Approval	7	21-Jun-25 A	31-Jan-26	1048																											
Administration Building																																
TWD-300	Open Cut Design - Prepare & Submission for PM's review	30	15-Sep-25 A	31-Jan-26	-71																											
TWD-310	Open Cut Design - Review by PM's & ICE review (28 d + 7d)	21	01-Feb-26	21-Feb-26	-71																											
TWD-320	Open Cut Design - Resubmission for PM's & ICE review (7d prep & resub. + 21d PM & ICE review)	14	22-Feb-26	07-Mar-26	-71																											
TWD-330	Open Cut Design - Obtain Approval	7	08-Mar-26	14-Mar-26	-71																											
Walkway Across Tai Tseng Wai Nullah																																
TWD-620	Walkway - Resubmission for PM's & ICE review (7d prep & resub. + 21d PM & ICE review)	28	31-Jan-26	27-Feb-26	451																											
TWD-640	Walkway - Obtain Approval	7	28-Feb-26	06-Mar-26	451																											
Temporary diversion scheme for Early commissioning of SD, BH1, H2S and STB																																
TWD-1010	Temp. pipe. for SD1-2 Early Comm.-Prep(90d),Sub.&Review(30d) Comment&Resub(14d)&Approval(7d)	120	29-Dec-23 A	31-Jan-26	-3																											
TWD-990	Temp. pipe. SD1&2 and BH1 to H2S for T&C-Prep(90d),Sub.&Review(30d) Comment&Resub(14d)&Approval(7d)	120	30-Jun-25 A	31-Jan-26	191																											
TWD-1000	Temp. pipe. SD1&2 for T&C of STB -Prep(90d),Sub.&Review(30d) Comment&Resub(14d)&Approval(7d)	120	30-Jun-25 A	31-Jan-26	-4																											
TWD-980	Temp. pipe. for T&C of SD3-4-Prep(90d),Sub.&Review(30d) Comment&Resub(14d)&Approval(7d)	120	01-Feb-26	31-May-26	246																											
Contractor's Permanent Works Design (include ATAL)																																
DDA																																
Package 2 - Tertiary Treatment System																																
DDA-210	Electrical& Control for TTS - 2E	213	31-Dec-21 A	28-Feb-26	-340																											
DDA-140	SCADS System Deodourisation Unit No.2 and Plant Services Water System for TTS - 2G	126	12-Sep-23 A	28-Feb-26	1020																											
DDA-220	Building Services (BS) for TTS - 2F	199	30-Oct-23 A	28-Feb-26	-340																											
Package 3 - Mainstream Bio-Reactor System																																
DDA-300	Electrical& Control for MBS - 3E	405	08-Oct-21 A	28-Feb-26	-226																											
DDA-255	SCADA System - 3G	204	16-Jun-23 A	28-Feb-26	-176																											
DDA-310	Building Services (BS) for MBS - 3F	151	23-Oct-24 A	28-Feb-26	-216																											
Package 5 - Master Water Meter Room & PSW																																
DDA-390	P&ID for Plant Service Water System - 5D1	64	26-Jun-23 A	31-Jan-26	1048																											
DDA-385	Mechanical Design for Plant Service Water System - 5D2	64	17-May-25 A	31-Jan-26	1048																											
Package 6 - Sludge Thickening Chemical and Dosing System																																
DDA-1140	Electrical & Control for STCDS - 6E2	315	30-Nov-21 A	31-Jan-26	1048																											
DDA-1150	Building Services for STCDS - 6F4	126	24-Oct-22 A	31-Jan-26	1048																											
DDA-440	SCADA System - 6G	250	15-Oct-24 A	31-Jan-26	518																											
Package 11 - Control and Monitoring System																																
DDA-580	Power Quality & Energy Management System (PQEMS) - 11G4	130	02-Oct-21 A	28-Feb-26	1020																											
DDA-550	Supervisory Control & Data Application (SCADA) System - 11G1	238	24-Apr-23 A	31-Mar-26	989																											
DDA-1270	Gas Detection System - 11G5	91	08-May-23 A	31-Mar-26	-247																											
DDA-560	Computerised Maintenance Management System (CMMS) - 11G2	275	30-Jun-25 A	31-May-26	212																											
DDA-570	Information and Document management System (IDMS) - 11G3	275	30-Jun-25 A	31-May-26	928																											
Package 14 - Sludge Anaerobic Digestion System (SDT)																																
DDA-1330	Building Services for SDT & UC/PP - 14F4	180	02-May-23 A	28-Feb-26	95																											
DDA-1640	Fire Services Design - 14F1	180	28-Jan-25 A	28-Feb-26	-32																											
DDA-1650	Mechanical Ventilation and Air Conditional System Design - 14F2	180	13-Feb-25 A	28-Feb-26	-32																											
Package 15 - Biogas H2S Removal, Storage and Delivery System																																
DDA-1390	Fire Services for Biogas H2S Removal System - 15F1	137	31-May-23 A	28-Feb-26	-83																											
DDA-1380	Electrical & Control for Biogas H2S Removal System - 15F4	105	25-Sep-23 A	28-Feb-26	-83																											
Package 16 - Deodorization Unit System																																
DDA-1430	Mechanical for DOU No. 2A and 2B - 16D3	122	13-Oct-23 A	28-Feb-26	-148																											
Package 17 - Sludge Dewatering Building (SDB)																																
DDA-950	Civil Req. Drawing for SDB (Transformer Room Only) - 17C2	120	27-Apr-23 A	28-Feb-26	-90																											
DDA-910	Civil Req. Drawing for SDB (Utilities Corridor Zone) - 17C1	120	27-Mar-24 A	28-Feb-26	-90																											
Package 22 - Sampling System of YLEPP																																
DDA-740	Sampling System for IW&PST, AGS&TTB, SDT, STB	120	07-Jul-23 A	28-Feb-26	1020																											
Package 23 - Security, Public Address and Communication System																																
DDA-750	Security, Public Address and Communication System	120	28-Jun-23 A	31-Mar-26	-299																											
Design out of ATAL's Scope																																
DDA-730	Civil & Structural for Steel Working Platform	100	02-Sep-22 A	31-Jan-26	501																											
DDA-1560	Street Fire Hydrant System	120	22-Dec-23 A	31-Jan-26	228																											
DDA-660	Pipeworks System for Sludge Thickening Building (STB)	120	15-Oct-24 A	31-Jan-26	1048																											

- ◆ Implementation of Compensation Event (CE) No.625 - Amber Rainstorm Warning and Incident Weather in July 2025
- ◆ Implementation of Compensation Event (CE) No.636 - Amber Rainstorm Warning and Incident Weather in August 2025
- ◆ Implementation of Compensation Event (CE) No.613 - Amber Rainstorm Warning and Incident Weather in September 2025



■ Remaining Level of Effort
■ Actual Work
■ Remaining Work
■ Critical Remaining Work
◆ Milestone

Contract DC/2019/10 - YLEPP - Main Works for Stage 1 Monthly Progress Report No. 63- 3MRP (Jan 26)

Project ID : DWPv58_260212
 Layout : DC201910 MPR63-3MRP
 Page 1 of 8

Monthly Progress Report - 3MRP			
Date	Revision	Checked	Approved
31-Jan-26			

Activity ID	Activity Name	Orig Dur	Early Start	Early Finish	Total Float	January 63					February 64				March 65				April 66				May 67				June 68				July 69		
						8	04	11	18	25	01	08	15	22	01	08	15	22	29	05	12	19	26	03	10	17	24	31	07	14	21	28	05
ATALPST-5730	PST Stage 1 - SCADA - Cabling Works	38	22-Sep-25 A	31-Jan-26	848	PST Stage 1 - SCADA - Cabling Works																											
ATALPST-5740	PST Stage 1 - SCADA - Termination Works	38	22-Sep-25 A	31-Jan-26	848	PST Stage 1 - SCADA - Termination Works																											
PST Stage 1 - BS Works (PST 1-3, Inlet/Outlet Channel & Pump Room)																																	
ATALPST-5750	PST Stage 1 - MVAC Works	43	01-Nov-25 A	14-Feb-26	838	PST Stage 1 - MVAC Works																											
ATALPST-5760	PST Stage 1 - ELV Works	43	01-Nov-25 A	14-Feb-26	838	PST Stage 1 - ELV Works																											
ATALPST-5770	PST Stage 1 - P&D Works	43	01-Nov-25 A	14-Feb-26	415	PST Stage 1 - P&D Works																											
ATALPST-5780	PST Stage 1 - EL Works	43	01-Nov-25 A	14-Feb-26	838	PST Stage 1 - EL Works																											
ATALPST-5790	PST Stage 1 - FS Works	43	01-Dec-25 A	14-Feb-26	415	PST Stage 1 - FS Works																											
PST Stage 1 - T&C Works																																	
PST Stage 1 - T&C Works (PST 1-3, Inlet / Outlet Channel & Pump Room)																																	
PST-PKD3	PST - PKD3 (11-Mar-24)	0		14-Apr-26	-321	◆ PST - PKD3 (11-Mar-24)																											
Phase 1 - PST 1-3 Sub-System Physical Dry Check																																	
ATALPST-5820	PST Stage 1 - SCADA- I/O Point Test (not required for interim scheme T&C)	49	01-Nov-25 A	14-Feb-26	838	PST Stage 1 - SCADA- I/O Point Test (not required for interim scheme T&C)																											
ATALPST-5810	PST Stage 1 - Electrical - Megger Test	13	31-Jan-26	14-Feb-26	838	PST Stage 1 - Electrical - Megger Test																											
Phase 4 - PST 1-3 System Reliability & Performance Test c/w IW (Sewage)																																	
ATALPST-6000	PST Stage 1 - System Reliability & Performance Test c/w IW (Sewage)	60	14-Jan-26 A	28-Feb-26	-306	PST Stage 1 - System Reliability & Performance Test c/w IW (Sewage)																											
Phase 5 - System Commissioning Test c/w IW (Sewage)																																	
ATALPST-6010	PST Stage 1 - System Commissioning Test c/w IW (Sewage)	30	02-Mar-26	31-Mar-26	-307	PST Stage 1 - System Commissioning Test c/w IW (Sewage)																											
External Works - IWB & PST																																	
IWPST External Works - Roadworks																																	
EW-1550	IW/PST Perimeter - Temporary Road Pavement for OP EVA after the modification existing inspection chamber (pipe laying)	12	27-Feb-26	12-Mar-26	-273	IW/PST Perimeter - Temporary Road Pavement for OP EVA after the modification existing inspection chamber (pipe laying)																											
Sludge Dewatering Building (SDB)																																	
SDB Foundation & ELS																																	
SDB Foundation - PST 1-4 Footprint																																	
SDB Foundation - ELS																																	
SDB Foundation - ELS																																	
SDB Foundation - ELS Zone A & B (S1 to S3)																																	
SDB-6020	SDB - ELS Stage 1 - Preloading Strut S3	5	22-Dec-25 A	31-Dec-25		SDB - ELS Stage 1 - Preloading Strut S3																											
SDB-6120	SDB - ELS Stage 1 - Excavation (+0.8 to -1.625mPD) (9,500m3, 600m3/d) *MD	12	27-Dec-25 A	19-Jan-26 A		SDB - ELS Stage 1 - Excavation (+0.8 to -1.625mPD) (9,500m3, 600m3/d) *MD																											
SDB Foundation - ELS Zone A & B (Base Slab and S4)																																	
SDB Foundation - ELS (Base Slab and S4) - Zone A																																	
SDB-6300	SDB - ELS Stage 1 - Capping plate, blinding and waterproofing @ Bay 2	5	07-Jan-26 A	29-Jan-26 A		SDB - ELS Stage 1 - Capping plate, blinding and waterproofing @ Bay 2																											
SDB-6305	SDB - ELS Stage 1 - Capping plate, blinding and waterproofing @ Bay 1	5	21-Jan-26 A	04-Feb-26	-94	SDB - ELS Stage 1 - Capping plate, blinding and waterproofing @ Bay 1																											
SDB-6315	SDB - ELS Stage 1 - Capping plate, blinding and waterproofing @ Bay 5	5	21-Jan-26 A	06-Feb-26	-72	SDB - ELS Stage 1 - Capping plate, blinding and waterproofing @ Bay 5																											
SDB-6310	SDB - ELS Stage 1 - Capping plate, blinding and waterproofing @ Bay 4	5	24-Jan-26 A	07-Feb-26	-75	SDB - ELS Stage 1 - Capping plate, blinding and waterproofing @ Bay 4																											
SDB-6320	SDB - ELS Stage 1 - Capping plate, blinding and waterproofing @ Bay 9	6	26-Jan-26 A	10-Feb-26	-69	SDB - ELS Stage 1 - Capping plate, blinding and waterproofing @ Bay 9																											
SDB-6050	SDB - ELS Stage 1 - Structure (-1.625 to -0.05mPD) partial base slab @ Bay 2 (Step1)	8	31-Jan-26	09-Feb-26	-90	SDB - ELS Stage 1 - Structure (-1.625 to -0.05mPD) partial base slab @ Bay 2 (Step1)																											
SDB-6052	SDB - ELS Stage 1 - Structure (-1.625 to -0.05mPD) partial base slab @ Bay 1 (Step1)	8	05-Feb-26	13-Feb-26	-94	SDB - ELS Stage 1 - Structure (-1.625 to -0.05mPD) partial base slab @ Bay 1 (Step1)																											
SDB-6100	SDB - ELS Stage 1 - Structure (-1.625 to -0.05mPD) partial base slab @ Bay 4 (Step3)	8	11-Feb-26	23-Feb-26	-77	SDB - ELS Stage 1 - Structure (-1.625 to -0.05mPD) partial base slab @ Bay 4 (Step3)																											
SDB-6055	SDB - ELS Stage 1 - Backfill the Gap (-1.625 to -0.05mPD) @ Bay 1 & 2	5	14-Feb-26	23-Feb-26	-40	SDB - ELS Stage 1 - Backfill the Gap (-1.625 to -0.05mPD) @ Bay 1 & 2																											
SDB-6102	SDB - ELS Stage 1 - Structure (-1.625 to -0.05mPD) partial base slab @ Bay 5 (Step3)	8	16-Feb-26	27-Feb-26	-79	SDB - ELS Stage 1 - Structure (-1.625 to -0.05mPD) partial base slab @ Bay 5 (Step3)																											
SDB-6240	SDB - ELS Stage 1 - Structure (-1.625 to -0.05mPD) partial base slab @ Bay 9	10	26-Feb-26	09-Mar-26	-79	SDB - ELS Stage 1 - Structure (-1.625 to -0.05mPD) partial base slab @ Bay 9																											
SDB-6105	SDB - ELS Stage 1 - Backfill the Gap (-1.625 to -0.05mPD) @ Bay 4	5	28-Feb-26	05-Mar-26	-49	SDB - ELS Stage 1 - Backfill the Gap (-1.625 to -0.05mPD) @ Bay 4																											
SDB-6245	SDB - ELS Stage 1 - Backfill the Gap (-1.625 to -0.05mPD) @ Bay 9	5	10-Mar-26	14-Mar-26	-53	SDB - ELS Stage 1 - Backfill the Gap (-1.625 to -0.05mPD) @ Bay 9																											
SDB Foundation - ELS (Base Slab and S4) - Zone B																																	
SDB-1400	SDB - ELS Stage 1 - Excavation (Bay 3, -1.625 to -2.625mPD) *MD	3	19-Jan-26 A	22-Jan-26 A		SDB - ELS Stage 1 - Excavation (Bay 3, -1.625 to -2.625mPD) *MD																											
SDB-6340	SDB - ELS Stage 1 - Capping plate, blinding and waterproofing @ Bay 3	5	19-Jan-26 A	03-Feb-26	-95	SDB - ELS Stage 1 - Capping plate, blinding and waterproofing @ Bay 3																											
SDB-6060	SDB - ELS Stage 1 - Structure (-2.625 to -1.05mPD) partial base slab @ Bay 3 (Step1)	10	04-Feb-26	14-Feb-26	-95	SDB - ELS Stage 1 - Structure (-2.625 to -1.05mPD) partial base slab @ Bay 3 (Step1)																											
SDB-6030	SDB - ELS Stage 1 - Strut Installation S4 (-0.8mPD) @ Zone Bay 8 (Step2)	9	16-Feb-26	28-Feb-26	-95	SDB - ELS Stage 1 - Strut Installation S4 (-0.8mPD) @ Zone Bay 8 (Step2)																											
SDB-6250	SDB - ELS Stage 1 - Strut Installation S4 (-0.8mPD) @ Zone Bay 7 + Bay 10 (Step2)	9	16-Feb-26	28-Feb-26	-85	SDB - ELS Stage 1 - Strut Installation S4 (-0.8mPD) @ Zone Bay 7 + Bay 10 (Step2)																											
SDB-6070	SDB - ELS Stage 1 - Excavation (Bay 6 + Bay 8, -1.625 to -3.825mPD) *MD (Step4)	3	02-Mar-26	04-Mar-26	-95	SDB - ELS Stage 1 - Excavation (Bay 6 + Bay 8, -1.625 to -3.825mPD) *MD (Step4)																											
SDB-6140	SDB - ELS Stage 1 - Excavation (Bay 7, -1.625 to -2.625mPD) *MD (Step4)	3	02-Mar-26	04-Mar-26	-85	SDB - ELS Stage 1 - Excavation (Bay 7, -1.625 to -2.625mPD) *MD (Step4)																											
SDB-6330	SDB - ELS Stage 1 - Capping plate, blinding and waterproofing @ Bay 6 + Bay 8	7	05-Mar-26	12-Mar-26	-95	SDB - ELS Stage 1 - Capping plate, blinding and waterproofing @ Bay 6 + Bay 8																											
SDB-6350	SDB - ELS Stage 1 - Capping plate, blinding and waterproofing @ Bay 7	7	05-Mar-26	12-Mar-26	-85	SDB - ELS Stage 1 - Capping plate, blinding and waterproofing @ Bay 7																											
SDB-6080	SDB - ELS Stage 1 - Structure (-3.825 to -0.05mPD) Base slab and Transition Wall @ Bay 6 + Bay 8 (Step5+7)	10	13-Mar-26	24-Mar-26	-95	SDB - ELS Stage 1 - Structure (-3.825 to -0.05mPD) Base slab and Transition Wall @ Bay 6 + Bay 8 (Step5+7)																											
SDB-6130	SDB - ELS Stage 1 - Structure (-3.825 to -1.05mPD) Base slab and Transition Wall @ Bay 7 (Step6)	10	25-Mar-26	09-Apr-26	-95	SDB - ELS Stage 1 - Structure (-3.825 to -1.05mPD) Base slab and Transition Wall @ Bay 7 (Step6)																											
SDB-6085	SDB - ELS Stage 1 - Backfill the Gap @ Bay 8 North Side	4	25-Mar-26	28-Mar-26	-85	SDB - ELS Stage 1 - Backfill the Gap @ Bay 8 North Side																											
SDB-6135	SDB - ELS Stage 1 - Backfill the Gap @ Bay 7 West Side	4	10-Apr-26	14-Apr-26	-95	SDB - ELS Stage 1 - Backfill the Gap @ Bay 7 West Side																											
SDB-6630	SDB - ELS Stage 1 - Excavation (Bay 10, -1.625 to -2.625mPD) *MD	3	15-Apr-26	17-Apr-26	-95	SDB - ELS Stage 1 - Excavation (Bay 10, -1.625 to -2.625mPD) *MD																											
SDB-6640	SDB - ELS Stage 1 - Capping plate, blinding and waterproofing @ Bay 10	7	18-Apr-26	25-Apr-26	-95	SDB - ELS Stage 1 - Capping plate, blinding and waterproofing @ Bay 10																											
SDB-6460	SDB - ELS Stage 1 - Structure (-2.625/-1.625 to -0.05mPD) Base slab and Transition Wall @ Bay	10	27-Apr-26	08-May-26	-95	SDB - ELS Stage 1 - Structure (-2.625/-1.625 to -0.05mPD) Base slab and Transition Wall @ Bay																											
SDB Structure																																	
SDB Structure Zone A and B																																	
SDB Structure Zone 3B and 4B																																	
SDB-6150	SDB - Structure Zone B - Structure to Ground Floor (-1.05 to +5.95mPD) @ Bay 4	12	30-Mar-26	16-Apr-26	-69	SDB - Structure Zone B - Structure to Ground Floor (-1.05 to +5.95mPD) @ Bay 4																											
SDB-6200	SDB - Structure Zone B - G/F to First Floor (+5.95 to 13.45mPD) @ Bay 4	15	17-Apr-26	05-May-26	-47	SDB - Structure Zone B - G/F to First Floor (+5.95 to 13.45mPD) @ Bay 4																											
SDB-6175	SDB - Structure Zone B - Waterproofing + Backfill the Gap (-1.05 to +5.95mPD) @ Bay 4	12	17-Apr-26	30-Apr-26	-25	SDB - Structure Zone B - Waterproofing + Backfill the Gap (-1.05 to +5.95mPD) @ Bay 4																											
SDB Structure Zone 2A and 2B																																	
SDB-6490	SDB - Structure to Ground Floor (-0.05 to +5.95mPD) @ Bay 2 + Bay 3	8	16-Mar-26	24-Mar-26	-53	SDB - Structure to Ground Floor (-0.05 to +5.95mPD) @ Bay 2 + Bay 3																											
SDB-6580	SDB - Structure Zone A - G/F to First Floor (+5.95 to 13.45mPD) @ Bay 2 + Bay 3	15	25-Mar-26	15-Apr-26	-31	SDB - Structure Zone A - G/F to First Floor (+5.95 to 13.45mPD) @ Bay 2 + Bay 3																											
SDB-6610	SDB - Structure Zone A - First Floor to Roof (+13.45 to 18.15mPD) @ Bay 2 + Bay 3	24	16-Apr-26	14-May-26	-31	SDB - Structure Zone A - First Floor to Roof (+13.45 to 18.15mPD) @ Bay 2 + Bay 3																											
SDB-6720	SDB - Backfill the Gap (-0.05 to +5.95mPD) @ Bay 2	12	16-Apr-26	29-Apr-26	-14	SDB - Backfill the Gap (-0.05 to +5.95mPD) @ Bay 2																											
SDB Structure Zone C1 (Ramp)																																	
SDB-2340	SDB - Zone C1 Ramp - Install capping plate, blinding and waterproofing	8	11-Feb-26	23-Feb-26	-67	SDB - Zone C1 Ramp - Install capping plate, blinding and waterproofing																											
SDB-2210	SDB - Zone C1 Ramp - Structure to G/F (-1.55 to +0.5mPD) base slab @ Bay 11 (Step11)	10	10-Mar-26	20-Mar-26	-79	SDB - Zone C1 Ramp - Structure to G/F (-1.55 to +0.5mPD) base slab @ Bay 11 (Step11)																											
SDB-6430	SDB - Zone C1 Ramp - Remove formwork, waterproofing, backfill (-1.55 to +0.5mPD)	8	21-Mar-26	30-Mar-26	-79	SDB - Zone C1 Ramp - Remove formwork, waterproofing, backfill (-1.55 to +0.5mPD)																											
SDB-6760	SDB - Zone C1 Ramp - Remove S3I & S3H Struts (+1.3mPD)	4	31-Mar-26	08-Apr-26	-79	SDB - Zone C1 Ramp - Remove S3I & S3H Struts (+1.3mPD)																											
SDB-2240	SDB - Zone C1 Ramp - Structure to Ground Floor (+0.5 to +3.0mPD)	14	09-Apr-26	24-Apr-26	-79	SDB - Zone C1 Ramp - Structure to Ground Floor (+0.5 to +3.0mPD)																											



	Remaining Level of Effort
	Actual Work
	Remaining Work
	Critical Remaining Work
	Milestone

Contract DC/2019/10 - YLEPP - Main Works for Stage 1
Monthly Progress Report No. 63- 3MRP (Jan 26)

Project ID : DWP:58_260212
Layout : DC201910 MPR63-3MRP
Page 4 of 8

Monthly Progress Report - 3MRP			
Date	Revision	Checked	Approved
31-Jan-26			

Activity ID	Activity Name	Orig Dur	Early Start	Early Finish	Total Float	January					February				March				April				May				June				July	
						63					64				65				66				67				68				69	
						8	04	11	18	25	01	08	15	22	01	08	15	22	29	05	12	19	26	03	10	17	24	31	07	14	21	28
MBR Structure Zone B (Tank 1 and Tank 3)																																
Tank 1 (Zone 1)																																
MBRAF-2660	MBR - Remove S4 + Steel Platform B Bottom Bracing	4	16-Jan-26 A	22-Jan-26 A																												
MBRAF-2690	MBR - Construct Beam / Wal (-5.6 to -1.4mPD)	24	22-Jan-26 A	14-Feb-26	-329																											
MBRAF-2710	MBR - Construct Beam / Wal (-1.4 to +5.15mPD)	20	16-Feb-26	13-Mar-26	-329																											
MBRAF-4900	MBR - Wall and Intermediate slab (+5.15 to +8.65mPD)	24	11-Apr-26	09-May-26	-329																											
Tank 3 (Zone 3)																																
MBRAF-4800	MBR - Remove S4, + Steel Platform B Bottom Bracing	4	16-Jan-26 A	22-Jan-26 A																												
MBRAF-4830	MBR - Construct Beam / Wal (-5.6 to -1.4mPD)	24	22-Jan-26 A	14-Feb-26	-329																											
MBRAF-4850	MBR - Construct Beam / Wal (-1.4 to +5.15mPD)	20	14-Mar-26	10-Apr-26	-329																											
Tertiary Treatment System (TTS)																																
TTS Structure																																
TTS Substructure																																
Substructure																																
TTS-2320-3	TTS - Removal of East Steel Deck/ Platform (Zone SE)	15	09-Feb-26	28-Feb-26	-345																											
Zone SD																																
TTS-2330-2	TTS - Zone SD Wal (+4.75mPD to +5.95mPD) and Slab to +5.95mPD (LG3 - G3)	16	30-Nov-25 A	13-Jan-26 A																												
TTS-2340	TTS - Zone SD Waterproofing and Backfill	5	31-Jan-26	05-Feb-26	-275																											
Zone SA																																
TTS-1490-1	TTS - Zone SA Wall to S1 (+1.1mPD to +3.8mPD) (LG/F - LG4)	8	08-Dec-25 A	16-Jan-26 A																												
TTS-2350-1	TTS - Zone SA Wall (+3.8mPD to +5.95mPD) and Slab to +5.95mPD (G/F - G4)	13	10-Jan-26 A	29-Jan-26 A																												
TTS-2360	TTS - Zone SA Waterproofing and Backfill	5	31-Jan-26	05-Feb-26	-270																											
Zone SB																																
TTS-1510-1	TTS - Zone SB Remove Corner Strut at +3.65mPD (LG7)	9	19-Dec-25 A	22-Dec-25																												
TTS-2370-1	TTS - Zone SB Wal (+2.183mPD to +4.05mPD) and Slab (LG7)	8	23-Dec-25 A	21-Jan-26 A																												
TTS-2370-2	TTS - Zone SB Wal (+2.183mPD to +5.5mPD) and Slab to +5.95mPD (G/F - G7)	10	29-Jan-26 A	25-Feb-26	-319																											
TTS-2380	TTS - Zone SB Waterproofing and Backfill	6	26-Feb-26	04-Mar-26	-319																											
Zone SC																																
TTS-2390-1	TTS - Zone SC Wal (+4.2mPD to +5.95mPD) and Slab to +5.95mPD (G/F - G1)	10	12-Jan-26 A	10-Feb-26	-322																											
TTS-2400	TTS - Zone SC Waterproofing and Backfill	5	11-Feb-26	16-Feb-26	-279																											
Zone SE and SG																																
TTS-2410-2.4	TTS - Zone SG Raft, Beam, Column & Slab (-0.05mPD)	12	25-Feb-26	10-Mar-26	-345																											
TTS-2410-2.3	TTS - Zone SE Raft, Beam, Column & Slab (-0.05mPD)	12	02-Mar-26	14-Mar-26	-341																											
TTS-2410-1	TTS - Zone SG Slab, Wall & Column (+2.183mPD) (LG/F - LG5a)	12	11-Mar-26	24-Mar-26	-345																											
TTS-2410-13	TTS - Zone SG Slab, Wall & Column (+2.183mPD) (LG/F - LG5b)	12	18-Mar-26	31-Mar-26	-345																											
TTS-2410-2	TTS - Zone SE Slab, Wal & Column (+2.183mPD) (LG/F - LG6)	12	20-Mar-26	02-Apr-26	-345																											
TTS-2410-3	TTS - Zone SG Raft, Slab, Beam & Column (+2.183mPD) (LG/F - LG8)	12	25-Mar-26	11-Apr-26	-344																											
TTS-2430-2	TTS - Zone SE Slab, Beam & Column (+5.95mPD) (G/F - G5)	12	01-Apr-26	18-Apr-26	-341																											
TTS-2430-1	TTS - Zone SE Slab, Beam & Column (+5.95mPD) (G/F - G6)	12	08-Apr-26	21-Apr-26	-345																											
TTS-2430-3	TTS - Zone SE Slab, Beam & Column (+5.95mPD) (G/F - G8)	12	13-Apr-26	25-Apr-26	-344																											
TTS-2440	TTS - Zone SE Waterproofing and Backfill	5	27-Apr-26	02-May-26	-336																											
Zone SF																																
TTS-2480	TTS - Zone SF Waterproofing and Backfill	5	31-Jan-26 A	07-Feb-26	-345																											
TTS Superstructure																																
TTS-1410-1	TTS - Zone SA Structure (+5.95mPD to +11.75mPD) Slab, Beam & Column (1/F - 1-3)	12	19-Jan-26 A	13-Feb-26	-298																											
TTS-2570-1	TTS - Zone SC Structure (+5.95mPD to +9.40mPD) Slab, Beam & Column (1/F - 1-1)	10	11-Feb-26	25-Feb-26	-315																											
TTS-1370-1	TTS - Zone SD Structure (+5.95mPD to +9.35mPD) Slab, Beam & Column (1/F - 1-2)	10	11-Feb-26	25-Feb-26	-322																											
TTS-2490-1	TTS - Zone SD Structure (+11.75mPD to +15.4mPD) Column, Roof Slab (R3)	21	14-Feb-26	13-Mar-26	-298																											
TTS-2550-1	TTS - Zone SB Structure (+5.95mPD to +15.4mPD) Column, Roof Slab (R7)	21	26-Feb-26	21-Mar-26	-319																											
TTS-2570-2	TTS - Zone SC Structure (+5.95mPD to +9.40mPD) Slab, Beam & Column (1/F - 1-1(2))	10	26-Feb-26	09-Mar-26	-315																											
TTS-1370-2	TTS - Zone SD Structure (+5.95mPD to +12.85mPD) Slab, Beam & Column (1/F - 1-2(2))	10	26-Feb-26	09-Mar-26	-322																											
TTS-2580-1	TTS - Zone SC Structure (+9.4mPD to +15.4mPD) Column, Roof Slab (R1)	21	10-Mar-26	02-Apr-26	-315																											
TTS-2500-2	TTS - Zone SA Structure (+12.85mPD to +15.4mPD) Column, Roof Slab (R4)	12	10-Mar-26	23-Mar-26	-322																											
TTS-2510-1	TTS - Zone SE Structure (+5.95mPD to +15.4mPD) Column, Roof Slab (R5)	12	23-Apr-26	07-May-26	-344																											
TTS-2520-1	TTS - Zone SE Structure (+5.95mPD to +15.4mPD) Column, Roof Slab (R6)	12	25-Apr-26	09-May-26	-342																											
TTS-2540-1	TTS - Zone SF Structure (+5.95mPD to +15.4mPD) Column, Roof Slab (R2)	12	28-Apr-26	12-May-26	-344																											
TTS Water Tightness Test																																
TTS-1910	TTS - Removal Fwk + Water Tight. Test (Phase 1)(water height=1.85m,bulkhead=2d,fill=1d,absopl)	21	22-Apr-26	12-May-26	-427																											
Zone 3 Construction																																
Zone 3 North Portion (Z3N)																																
New Sludge Thickening Building (STB)																																
STB : ABWF																																
STB : ABWF (+6.0 to +18.3mPD)																																
Z3S3-4550	STB - ABWF Works (2nd fix with BS works)	90	15-Sep-25 A	28-Feb-26	83																											
STB : E&M Installation																																
STB E&M : Pump Room Floor @ -2.5mPD																																
Jet Mixing System of Sludge Blank Tank and Thickening Sludge Holding Tank No.2																																
Z3S3-3980	STB - Jet Mixer c/w pipes and valves and Fittings x 4 Nos.	21	17-Jan-26 A	26-Feb-26	-11																											
Z3S3-3990	STB - Nozzle x 3 Nos. (Working inside tanks)	21	17-Jan-26 A	26-Feb-26	-11																											
Z3S3-4000	STB - Leakage test - Combining Stoplogs / Penstocks	32	27-Feb-26	30-Mar-26	-17																											
Jet Mixing System of Thickening Sludge Holding Tank No.1																																
Z3S3-4060	STB - Jet Mixer c/w pipes and valves and Fittings x 2 Nos.	21	17-Jan-26 A	26-Feb-26	-11																											
Z3S3-4070	STB - Nozzle x 2 Nos. (Working inside tanks)	21	17-Jan-26 A	26-Feb-26	-11																											
Z3S3-4080	STB - Leakage test - Combining Stoplogs / Penstocks	32	27-Feb-26	30-Mar-26	-17																											
Thickening Centrifuge & Digester Feed Pump c/w pipes and valves and fittings																																
Z3S3-4120	STB - Digester Feed Pump c/w pipes and valves and fittings	90	02-Sep-25 A	14-Feb-26	-3																											
Z3S3-4150	STB - Thickening Centrifuge Feed Pump c/w pipes and valves and fittings	90	02-Sep-25 A	14-Feb-26	-3																											
Pipeworks Installation @ -2.5mPD																																



- Remaining Level of Effort
- Actual Work
- Remaining Work
- Critical Remaining Work
- ◆ Milestone

Contract DC/2019/10 - YLEPP - Main Works for Stage 1
Monthly Progress Report No. 63- 3MRP (Jan 26)

Project ID : DWPPr58_260212
Layout : DC201910 MPR63-3MRP
Page 6 of 8

Monthly Progress Report - 3MRP			
Date	Revision	Checked	Approved
31-Jan-26			

Activity ID	Activity Name	Orig Dur	Early Start	Early Finish	Total Float	January					February				March				April				May				June				July		
						63					64				65				66				67				68				69		
						8	04	11	18	25	01	08	15	22	01	08	15	22	29	05	12	19	26	03	10	17	24	31	07	14	21	28	05
Z3S3-2990	STB - Plant Service Water System (PSW) Installation	43	06-Nov-25 A	14-Feb-26	234	STB - Plant Service Water System (PSW) Installation																											
Z3S3-4100	STB - DO Duct and dampers installation	43	06-Nov-25 A	14-Feb-26	20	STB - DO Duct and dampers installation																											
Z3S3-4110	STB - Sludge infeed and outflow pipe installation	43	06-Nov-25 A	14-Feb-26	-3	STB - Sludge infeed and outflow pipe installation																											
Z3S3-4130	STB - Centrate pipe installation	15	15-Dec-25 A	26-Feb-26	13	STB - Centrate pipe installation																											
Z3S3-4140	STB - Ferric chloride dosing pipe installation	15	15-Dec-25 A	26-Feb-26	-1	STB - Ferric chloride dosing pipe installation																											
BS Installation (ELV, Ventilation, FS, PD)																																	
Z3S3-2860	STB - BS Installation (ELV, Ventilation, FS, PD) @ -1.5mPD	98	01-Sep-25 A	26-Feb-26	249	STB - BS Installation (ELV, Ventilation, FS, PD) @ -1.5mPD																											
STB E&M : Thickening Centrifuge Hall and Polymer Area @ +6.0mPD																																	
Polymer Preparation and Dosing System																																	
Z3S3-4180	STB - Polymer Transfer Pump and Dosing Pump c/w pipe, valves and fittings	22	29-Dec-25 A	28-Feb-26	11	STB - Polymer Transfer Pump and Dosing Pump c/w pipe, valves and fittings																											
Sludge Thickening and Discharge System																																	
Z3S3-4230	STB - Thickening Centrifuge c/w pipe, valve and fittings x 3 nos	21	03-Nov-25 A	28-Feb-26	-3	STB - Thickening Centrifuge c/w pipe, valve and fittings x 3 nos																											
Z3S3-4220	STB - Thickening Sludge Transfer Pump x 6 nos	19	28-Nov-25 A	28-Feb-26	829	STB - Thickening Sludge Transfer Pump x 6 nos																											
Pipeworks Installation @ +6.0mPD																																	
Z3S3-4240	STB - Plant Service Water System (PSW) Installation	14	21-Jan-26 A	28-Feb-26	-3	STB - Plant Service Water System (PSW) Installation																											
Z3S3-4250	STB - DO Duct and dampers installation	14	21-Jan-26 A	28-Feb-26	11	STB - DO Duct and dampers installation																											
Z3S3-4260	STB - Ferric chloride dosing pipe installation	14	02-Mar-26	17-Mar-26	-3	STB - Ferric chloride dosing pipe installation																											
BS Installation (ELV, Ventilation, FS, PD)																																	
Z3S3-4270	STB - BS Installation (ELV, Ventilation, FS, PD) @ +6mPD	98	26-Jun-25 A	26-Feb-26	831	STB - BS Installation (ELV, Ventilation, FS, PD) @ +6mPD																											
STB E&M : Transformer Room @ +6.0mPD																																	
Z3S3-6390	STB - Termination Works (CLP sub-station to TX)	6	31-Jan-26	06-Feb-26	-10	STB - Termination Works (CLP sub-station to TX)																											
Z3S3-6430	STB - Energization & SAT of Transformer	35	07-Feb-26	23-Mar-26	-10	STB - Energization & SAT of Transformer																											
STB E&M : LV Switch Room and VFD Room @ +13.5mPD																																	
Z3S3-4340	STB - UPS System	21	31-Jan-26	27-Feb-26	0	STB - UPS System																											
Z3S3-3720	STB - Energization & SAT of LVSB	12	12-Mar-26	23-Mar-26	-12	STB - Energization & SAT of LVSB																											
Z3S3-4350	STB - Termination Works (TX to LVSB)	6	17-Mar-26	23-Mar-26	-10	STB - Termination Works (TX to LVSB)																											
STB E&M : DOU3 @+13.5mPD																																	
Z3S3-2800	STB - DOU Equipment Installation	39	02-Dec-25 A	27-Jan-26 A		STB - DOU Equipment Installation																											
Z3S3-4280	STB - GRP Main Duct Installation	26	08-Dec-25 A	26-Feb-26	-14	STB - GRP Main Duct Installation																											
Z3S3-4290	STB - Leakage Test	58	16-Feb-26	14-Apr-26	-17	STB - Leakage Test																											
Z3S3-4295	STB - Seeding for Bio-Tricking Filter of DOU3	58	02-Mar-26	28-Apr-26	-17	STB - Seeding for Bio-Tricking Filter of DOU3																											
STB E&M : Installation and Set-Up for SCADA System																																	
Z3S3-2815	STB - Installation of SCADA System (calibration,cabling,termination)	45	31-Jan-26	27-Mar-26	-14	STB - Installation of SCADA System (calibration,cabling,termination)																											
Z3S3-4370	STB - Set-Up for SCADA System (sys.mapping,network config.,GUI,PQEMS,IDEMS,CMOS)	45	28-Mar-26	26-May-26	129	STB - Set-Up for SCADA System (sys.mapping)																											
STB E&M : Electrical works (Cable wiring, termination)																																	
Z3S3-2850	STB - Electrical works (Cable containment, cabling, LCP, termination)	25	20-Jan-26 A	28-Feb-26	-1	STB - Electrical works (Cable containment, cabling, LCP, termination)																											
STB External Pipeworks																																	
Z3S7-2100	STB - Temporary system and associated pipeworks for Location E to STB	60	02-Feb-26	20-Apr-26	-4	STB - Temporary system and associated pipeworks for Location E to STB																											
Z3S7-2120	STB - Temporary routing of power source for STB LVSB energization *for KD4	24	02-Feb-26	04-Mar-26	-4	STB - Temporary routing of power source for STB LVSB energization *for KD4																											
STB : Testing & Commissioning																																	
Phase 1- STB Sub-System Physical Dry Check																																	
Z3S3-4420	STB - T&C - Electrical - Megger Test	23	24-Mar-26	23-Apr-26	-10	STB - T&C - Electrical - Megger Test																											
Z3S3-4430	STB - T&C - SCADA- I/O Point Test	23	28-Mar-26	28-Apr-26	-14	STB - T&C - SCADA- I/O Point Test																											
Z3S3-2910	STB - T&C - Mechanical / Electrical - General Installation Checking, Setting Out Checking, Physical	21	31-Mar-26	28-Apr-26	-14	STB - T&C - Mechanical / Electrical - General Installation Checking, Setting Out																											
Phase 2 - STB Sub-System Dry Function Test (Function, Protection, Interlock)																																	
Z3S3-2920	STB - T&C - Jet Mixing System of Sludge Blank Tank and Thickening Sludge Holding Tank No.2	30	29-Apr-26	28-May-26	-16	STB - T&C - Jet Mixing System of Sludge Blank Tank and Thickening Sludge Holding Tank No.2																											
Z3S3-4440	STB - T&C - Thickening Centrifuge Feed Pump c/w pipes and valves and fittings	30	29-Apr-26	28-May-26	-16	STB - T&C - Thickening Centrifuge Feed Pump c/w pipes and valves and fittings																											
Z3S3-4450	STB - T&C - Digester Feed Pump c/w pipes and valves and fittings	30	29-Apr-26	28-May-26	-16	STB - T&C - Digester Feed Pump c/w pipes and valves and fittings																											
Z3S3-4460	STB - T&C - Polymer Preparation and Dosing System	30	29-Apr-26	28-May-26	-16	STB - T&C - Polymer Preparation and Dosing System																											
Z3S3-4470	STB - T&C - Sludge Thickening and Discharge System	30	29-Apr-26	28-May-26	-16	STB - T&C - Sludge Thickening and Discharge System																											
Z3S3-4480	STB - T&C - DOU - 03 System	30	29-Apr-26	28-May-26	-16	STB - T&C - DOU - 03 System																											
Zone 3 Middle Portion (Z3M)																																	
Demolition																																	
Existing SDT 1-4																																	
Z3S7-2160	Tanker-away scheme - Road Diversion on H2S/SD6 for Sheepiling of SD4-6	12	03-Dec-25 A	18-Dec-25		scheme - Road Diversion on H2S/SD6 for Sheepiling of SD4-6																											
Sludge Digester No. 4-6 (SD4-6)																																	
SD4-6 : Foundation and ELS																																	
SD4-6 : Sheetpiling																																	
Z3S8SD-2035	Sludge Digester No. 4-6 - Near UC5/STB Road Diversion + Plant Mobilization and Trial for Sheet Pile Installation	12	03-Dec-25 A	18-Dec-25		Sludge Digester No. 4-6 - Near UC5/STB Road Diversion + Plant Mobilization and Trial for Sheet Pile Installation																											
Z3S8SD-2485	Sludge Digester No. 4-6 - Sheet Piles Install (Zone B, 1690m2@ -24.5mPD)	56	16-Dec-25 A	19-May-26	-322	Sludge Digester No. 4-6 - Sheet Piles Install (Zone B, 1690m2@ -24.5mPD)																											
Z3S8SD-2040	Sludge Digester No. 4-6 - Sheet Piles Install (Zone A, 1292 m2,@40m2/d/rig, 2 rig) UC East Side	22	19-Dec-25 A	07-Mar-26	-25	Sludge Digester No. 4-6 - Sheet Piles Install (Zone A, 1292 m2,@40m2/d/rig, 2 rig) UC East Side																											
Z3S8SD-2330	Sludge Digester No. 4-6 - Sheet Piles Install (Zone C, preboring 22 *0.46 = 47no@1-1.3no/d, 1rigs)	47	09-Jan-26 A	31-Mar-26	-322	Sludge Digester No. 4-6 - Sheet Piles Install (Zone C, preboring 22 *0.46 = 47no@1-1.3no/d, 1rigs) common w																											
Z3S8SD-2335	Sludge Digester No. 4-6 - Sheet Piles Install (Zone C, 1638m2 @ -20.5mPD)	56	03-Feb-26	16-Apr-26	-322	Sludge Digester No. 4-6 - Sheet Piles Install (Zone C, 1638m2 @ -20.5mPD)																											
Z3S8SD-2480	Sludge Digester No. 4-6 - Sheet Piles Install (Zone B, preboring 22 *0.46 = 47nos@1-1.3no/d, 1rig)	47	09-Mar-26	07-May-26	-322	Sludge Digester No. 4-6 - Sheet Piles Install (Zone B, preboring 22 *0.46 = 47nos@1-1.3no/d, 1rig)																											
Biogas Holder No. 2-4 (BH2-4)																																	
Biogas Holder No. 2-3 (BH2-3)																																	
BH2 - E&M Installation																																	
ATALZ3BH-2259	BH No. 2 - E&M Handover	0	20-Jan-26 A			◆ BH No. 2 - E&M Handover																											
ATALZ3BH-2525	BH No. 2 - Material delivery and base preparation (plinth leveling and bitumen coating, drainage)	6	21-Jan-26 A	24-Feb-26	-26	BH No. 2 - Material delivery and base preparation (plinth leveling and bitumen coating, drainage)																											
ATALZ3BH-2535	BH No. 2 - Tank base plate installation and welding	22	25-Feb-26	21-Mar-26	-26	BH No. 2 - Tank base plate installation and welding																											
ATALZ3BH-2545	BH No. 2 - Jack installation and top ring installation	19	23-Mar-26	17-Apr-26	-25	BH No. 2 - Jack installation and top ring installation																											
ATALZ3BH-2555	BH No. 2 - Roof, crown ring and roof handrail construction	41	18-Apr-26	06-Jun-26	-28	BH No. 2 - Roof, crown ring and roof handrail construction																											
BH3 - E&M Installation																																	
ATALZ3BH-2725	BH No. 3 - E&M Handover	0	27-Jan-26 A			◆ BH No. 3 - E&M Handover																											
Utility Corridor and Pipe Portal (UC/PP)																																	
Utility Corridor No. 2 (UC2)																																	
UC2 : Foundation and ELS																																	
Z3S2-4060	UC2 - Monitoring Installation	7	02-Apr-26	14-Apr-26	120	UC2 - Monitoring Installation																											



■ Remaining Level of Effort
■ Actual Work
■ Remaining Work
■ Critical Remaining Work
◆ Milestone

Contract DC/2019/10 - YLEPP - Main Works for Stage 1 Monthly Progress Report No. 63- 3MRP (Jan 26)

Project ID : DWP/58_260212
 Layout : DC201910 MPR63-3MRP
 Page 7 of 8

Monthly Progress Report - 3MRP

Date	Revision	Checked	Approved
31-Jan-26			

Activity ID	Activity Name	Remaining Duration	BL Start (DE/2020/01 RPR33)	BL Finish (DE/2020/01 RPR33)	Start	Finish	Total Fbat	Activity % Complete	2026					
									Feb 46	Mar 47	Apr 48	May 49		
YLEPP - E&M Works for SDB, ADB & Renewable Energy Facilities for Stage1_3MRP														
Contract Data														
Starting Date & Completion Date														
CD-1020	Whole Contract Period (1650 days after starting date)	294	14-Jun-22	19-Dec-26	14-Jun-22 A	19-Dec-26	0	82.18%						
Access Date														
CD-AD1010	Early Access Date for Portion 1	0	01-Aug-25		01-Mar-26		723	0%						
CD-AD1020	Late Access to Portion 1 - Sludge Thickening Building (1578 calendar days from starting date)	221	13-Jun-22	07-Oct-26	13-Jun-22 A	07-Oct-26	502	85.99%						
CD-AD1090	Early Access Date for Portion 3	0	17-Aug-25		01-Mar-26		723	0%						
CD-AD1100	Late Access to Portion 3 - Sludge Dewatering Building (Within 1231 calendar days from starting date)	1	13-Jun-22	25-Oct-25	13-Jun-22 A	01-Mar-26	722	99.92%						
CD-AD1110	Late Access Date for Portion 3	0	25-Oct-25		01-Mar-26		723	0%						
CD-AD1130	Early Access Date for Portion 4	0	16-Dec-25		01-Mar-26		723	0%						
CD-AD1140	Late Access to Portion 4 - Administration Building (Within 1370 calendar days from starting date)	13	13-Jun-22	13-Mar-26	13-Jun-22 A	13-Mar-26	710	99.05%						
CD-AD1150	Late Access Date for Portion 4	0	13-Mar-26		13-Mar-26		711	0%						
CD-AD1160	Early Access to Portion 5 - Mainstream Bio-Reactor Building (Within 1346 calendar days from starting date)	17	13-Jun-22	17-Feb-26	13-Jun-22 A	17-Mar-26	706	98.74%						
CD-AD1170	Early Access Date for Portion 5	0	17-Feb-26		01-Mar-26		723	0%						
CD-AD1180	Late Access to Portion 5 - Mainstream Bio-Reactor Building (Within 1451 calendar days from starting date)	94	13-Jun-22	02-Jun-26	13-Jun-22 A	02-Jun-26	629	93.52%						
CD-AD1200	Early Access to Portion 6 - Primary Sedimentation Tanks (Within 1374 calendar days from starting date)	17	13-Jun-22	17-Mar-26	13-Jun-22 A	17-Mar-26	706	98.76%						
CD-AD1210	Early Access Date for Portion 6	0	17-Mar-26		17-Mar-26		707	0%						
CD-AD1220	Late Access to Portion 6 - Primary Sedimentation Tanks (Within 1520 calendar days from starting date)	163	13-Jun-22	10-Aug-26	13-Jun-22 A	10-Aug-26	560	89.28%						
Planned Date														
Planned Access Date														
PD-AD1000	Planned Early Access Date for Portion 1 - Sludge Thickening Building	0	31-Aug-25		01-Mar-26		223	0%						
PD-AD1040	Planned Early Access Date for Portion 3 - Sludge Dewatering Building	0	17-Aug-25		01-Mar-26		-232	0%						
PD-AD1050	Planned Late Access Date for Portion 3 - Sludge Dewatering Building	0	25-Oct-25		01-Mar-26		-232	0%						
PD-AD1060	Planned Early Access Date for Portion 4 - Administration Building	0	13-Jun-26		01-Mar-26		15	0%						
PD-AD1070	Planned Late Access Date for Portion 4 - Administration Building	0	13-Mar-26		13-Mar-26		3	0%						
PD-AD1080	Planned Early Access Date for Portion 5 - Mainstream Bio-Reactor Building	0	17-Feb-26		01-Mar-26		93	0%						
PD-AD1100	Planned Early Access Date for Portion 6 - Primary Sedimentation Tanks	0	17-Mar-26		17-Mar-26		165	0%						
PD-AD1120	Planned Early Access Date for CLPSS / 11kV Switchroom	0	31-Aug-25		01-Mar-26		172	0%						
PD-AD1130	Planned Late Access Date for CLPSS / 11kV Switchroom	0	01-Aug-25		01-Mar-26		172	0%						
Preliminaries														
BEAM Plus														
P-1190	Application to BEAM Society & provide Provisional Assessment (PA) report	146	01-May-25	29-Jul-25	15-Apr-25 A	24-Jul-26	-367	68.67%						
Section 1 - Comprises design, supply, delivery, installation, T&C of PV System of YLEPP														
Technical Submission & Approval														
DDA Submission														
PV System (DDA001A)														
S1-DDA-1030	Review & Approval of DDA Design of PV system	30	31-Aug-25	25-Sep-25	09-Jan-26 A	30-Mar-26	-79	62.96%						
PV System for canopy area (DDA001B)														
S1-DDA-1050	Review & Comment on DDA Design of PV system for Canopy Area	0			07-Jan-26 A	06-Feb-26 A		100%						
S1-DDA-1060	Re-submission of DDA Design of PV system for Canopy Area	20			07-Feb-26 A	20-Mar-26	122	52.38%						
S1-DDA-1070	Review & Approval of DDA Design of PV system for Canopy Area	21			21-Mar-26	10-Apr-26	122	0%						
Ramp and Shelter for PV System (DDA001C)														
S1-DDA-1080	Prepare & Submission of DDA Design of Ramp and Shelter for PV System	6			17-Sep-25 A	06-Mar-26	109	96.49%						
S1-DDA-1110	Review & Approval of DDA Design of Ramp and Shelter for PV System	55			07-Mar-26	30-Apr-26	109	0%						
Lighting Layout for Roof Floor in IW, PST, AGS, TTB, STB (DDA001D)														



File Name: DE/2020/01 3M 260228
 Layout: DE2001 (Progress -3M)_Feb 2026
 TASK filter: 3 Months Rolling (2001 YL).
 Page 1 of 13

- Remaining Work
- Critical Activity
- Actual Progress
- RP Rev.33
- ◆ RP Rev.33 MS
- ◆ Actual Milestone
- ◆ Milestone

Contract No. DE/2020/01
Yuen Long Effluent Polishing Plant - E&M Works for Sludge Dewatering Building, Administration Building and Renewable Energy
3 Months Rolling Programme (Based on RP Rev.33) as at 28 Feb 2026

Based on DE/2020/01 Revised Programme Rev.33			
Date	Revision	Checked	Approved
30-Nov-25	Rev.40	IM	JM
31-Dec-25	Rev.41	IM	JM
31-Jan-26	Rev.42	IM	JM
28-Feb-26	Rev.43	IM	JM

Activity ID	Activity Name	Remaining Duration	BL Start (DE2020/01 RPR33)	BL Finish (DE2020/01 RPR33)	Start	Finish	Total Float	Activity % Complete	2026			
									Feb 46	Mar 47	Apr 48	May 49
S1-DDA-1120	Prepare & Submission of DDA Design of Lighting Layout for Roof Floor in IW, PST, AGS, TTB, STB	46			01-Nov-25 A	15-Apr-26	33	72.29%				
S1-DDA-1130	Review & Comment on DDA Design of Lighting Layout for Roof Floor in IW, PST, AGS, TTB, STB	21			16-Apr-26	06-May-26	33	0%				
S1-DDA-1140	Re-submission of DDA Design of Lighting Layout for Roof Floor in IW, PST, AGS, TTB, STB	49			07-May-26	24-Jun-26	33	0%				
Plant & Material Submission												
<i>Smart Sun Tracking and Automatic Collapse and Expand Solar PV System (EL002)</i>												
S1-PMS-1150	Review & Approval of Smart Sun Tracking & Automatic Collapse & Expand Solar PV System	183			23-Oct-25 A	30-Aug-26	-181	41.35%				
<i>Support Frame/ System of PV panel (EL003)</i>												
S1-PMS-1100	Re-submission of Support Frame/ System of PV panel	0	10-Oct-25	08-Dec-25	10-Sep-25 A	29-Jan-26 A		100%				
S1-PMS-1110	Review & Approval of Support Frame/ System of PV panel	28	09-Dec-25	26-Feb-26	30-Jan-26 A	28-Mar-26	-48	51.72%				
SAT / T&C Procedure												
S1-SAT-1000	Prepare & Submission of SAT / T&C Procedure (with Test Form) of PV System	60	23-Feb-26	23-Apr-26	01-Mar-26	29-Apr-26	69	0%				
S1-SAT-1010	Review & Comment on SAT / T&C Procedure (with Test Form) of PV System	30	24-Apr-26	23-May-26	30-Apr-26	29-May-26	69	0%				
Manufacture, FAT & Delivery of Major Equipment (Inc. PV Panel, Power Optimizer, Switchgear, etc...)												
Portion 1 - Sludge Thickening Building												
S1-STB-MD-1000	Manufacture with FAT (1 months) & Delivery(1 month) of PV Panel - STB	61	20-Sep-25	20-Mar-26	20-Apr-26*	19-Jun-26	126	0%				
S1-STB-MD-1020	Manufacture with FAT (1 months) & Delivery(1 month) of Support Framework - STB	61	21-Dec-25	20-Mar-26	20-Apr-26*	19-Jun-26	112	0%				
Portion 2 - Inlet Works												
S1-IW-MD-1000	Manufacture with FAT (1 months) & Delivery(1 month) of PV Panel - IW	61	20-Sep-25	20-Mar-26	20-Apr-26*	19-Jun-26	39	0%				
S1-IW-MD-1020	Manufacture with FAT (1 months) & Delivery(1 month) of Support Framework - IW	61	21-Dec-25	20-Mar-26	20-Apr-26*	19-Jun-26	-70	0%				
CLP Substation												
S1-CLP-MD-1000	Manufacture with FAT (1 months) & Delivery(1 month) of PV Panel of PV Panel - CLP	61	20-Sep-25	20-Mar-26	20-Apr-26*	19-Jun-26	61	0%				
S1-CLP-MD-1020	Manufacture with FAT (1 months) & Delivery(1 month) of Support Framework - CLP	61	21-Dec-25	20-Mar-26	20-Apr-26*	19-Jun-26	61	0%				
Interfacing Works												
S1-IFW-1010	Design Submission with interface works for LV switchboard interfacing arrangement for Renewable Energy	90	26-Sep-25	24-Dec-25	31-Mar-26	28-Jun-26	-79	0%				
S1-IFW-1040	Cleansing point for PV panel cleansing at roof floor (STB, IW, PST, MBR, SDB & CLP)	90	26-Sep-25	24-Dec-25	31-Mar-26	28-Jun-26	-79	0%				
Section 2 - Comprises design, supply, delivery, installation, T&C of BS works of Admin. Building												
Technical Submission & Approval												
Subletting												
<i>Fire Services System</i>												
S2-ADB-SUB-1000	Tendering of FS System subcontractor	20	01-Dec-23	08-Oct-25	23-Nov-23 A	20-Mar-26	-197	97.64%				
S2-ADB-SUB-1010	Engagement of FS System subcontractor	31	02-Sep-25	01-Oct-25	21-Mar-26	20-Apr-26	-197	0%				
<i>MVAC System</i>												
S2-ADB-SUB-1020	Tendering of MV System subcontracting	20	01-Jun-24	09-Dec-25	24-May-24 A	20-Mar-26	-224	97%				
S2-ADB-SUB-1030	Engagement of MV System subcontracting	31	02-Dec-25	31-Dec-25	21-Mar-26	20-Apr-26	-224	0%				
S2-ADB-SUB-1200	Tendering of AC System subcontracting	20			13-Aug-25 A	20-Mar-26	-264	90.91%				
S2-ADB-SUB-1210	Engagement of AC System subcontracting	31			21-Mar-26	20-Apr-26	-264	0%				
<i>Electrical System</i>												
S2-ADB-SUB-1080	Tendering of Electrical System (BS)	41	04-Jul-24	30-Oct-25	04-Jun-24 A	10-Apr-26	-217	93.84%				
S2-ADB-SUB-1090	Engagement of Electrical System (BS)	30	02-Dec-25	31-Dec-25	11-Apr-26	10-May-26	-217	0%				
<i>P&D System</i>												
S2-ADB-SUB-1120	Tendering of P&D System	41	01-Oct-24	30-Dec-25	01-Sep-24 A	10-Apr-26	-95	93.02%				
S2-ADB-SUB-1130	Engagement of P&D System	30	01-Dec-25	30-Dec-25	11-Apr-26	10-May-26	-95	0%				
<i>CCTV, ACS and Security System</i>												
S2-ADB-SUB-1140	Tendering of CCTV, ACS & Security system	163	01-Oct-24	09-Apr-26	01-Sep-24 A	10-Aug-26	-207	69.13%				
<i>Radio Communication, Telephone & PA System</i>												
S2-ADB-SUB-1160	Tendering of Radio Communication, Telephone & PA System	163	01-Oct-24	09-Apr-26	01-Sep-24 A	10-Aug-26	-199	77.01%				
<i>PLC and SCADA System & Network integration</i>												



File Name: DE/2020/01 3M 260228
 Layout: DE2001 (Progress -3M)_Feb 2026
 TASK filter: 3 Months Rolling (2001 YL).
 Page 2 of 13

■ Remaining Work ◆ RP Rev.33 MS
■ Critical Activity ◆ Actual Milestone
◆ Milestone
■ Actual Progress
■ RP Rev.33

Contract No. DE/2020/01
Yuen Long Effluent Polishing Plant - E&M Works for Sludge Dewatering Building, Administration Building and Renewable Energy
3 Months Rolling Programme (Based on RP Rev.33) as at 28 Feb 2026

Based on DE/2020/01 Revised Programme Rev.33			
Date	Revision	Checked	Approved
30-Nov-25	Rev.40	IM	JM
31-Dec-25	Rev.41	IM	JM
31-Jan-26	Rev.42	IM	JM
28-Feb-26	Rev.43	IM	JM

Activity ID	Activity Name	Remaining Duration	BL Start (DE/2020/01 RPR33)	BL Finish (DE/2020/01 RPR33)	Start	Finish	Total Float	Activity % Complete	2026			
									Feb 46	Mar 47	Apr 48	May 49
S2-ADB-SUB-1180	Tendering of PLC, SCADA System, & Network Integration	20	21-Sep-24	29-Oct-25	21-Sep-24 A	20-Mar-26	-197	96.34%				
S2-ADB-SUB-1190	Engagement of PLC, SCADA System, & Network Integration	31	29-Sep-25	28-Oct-25	21-Mar-26	20-Apr-26	-197	0%				
DDA Submission												
Civil Requirement (DDA037)												
S2-ADB-CR-1080	Prepare & Submission of civil requirement & general arrangement drawing of Administration Building	19	01-May-25	15-Dec-25	01-Apr-25 A	19-Mar-26	-321	94.62%				
S2-ADB-CR-1090	Review & comment on civil requirement & general arrangement drawing of Administration Building	21	16-Nov-25	06-Dec-25	20-Mar-26	09-Apr-26	-321	0%				
S2-ADB-CR-1100	Re-submission of civil requirement & general arrangement drawing of Administration Building	275	07-Dec-25	05-Jan-26	10-Apr-26	09-Jan-27	-321	0%				
Fire Services System (DDA018)												
S2-ADB-DDA-1030	Approval of DDA Design of FS System	66	20-Nov-25	19-Dec-25	01-Nov-25 A	05-May-26	-132	64.52%				
MVAC System (with effluent cooling system) (DDA019)												
MV System (in SDB and ADB) (DDA019a)												
S2-ADB-DDA-1070	Approval of DDA Design of MV System	66	13-Dec-25	02-Jan-26	29-Nov-25 A	05-May-26	-127	58.23%				
AC system (AC system in SDB and with Effluent Cooling System in ADB) (DDA019b)												
S2-ADB-DDA-1560	Prepare & Submission of DDA Design of AC System (with effluent cooling system)	0	15-Oct-25	12-Jan-26	22-Oct-25 A	30-Jan-26 A		100%				
S2-ADB-DDA-1570	Review & comment on DDA Design of AC System (with effluent cooling system)	21	13-Jan-26	02-Feb-26	31-Jan-26 A	21-Mar-26	-127	58%				
S2-ADB-DDA-1580	Re-submission of DDA Design of AC System (with effluent cooling system)	24	03-Feb-26	03-Apr-26	22-Mar-26	14-Apr-26	-127	0%				
S2-ADB-DDA-1590	Approval of DDA Design of AC System (with effluent cooling system)	21	04-Apr-26	24-Apr-26	15-Apr-26	05-May-26	-127	0%				
Electrical System												
Electrical System - Single Line Diagram of Electrical System (DDA021A)												
S2-ADB-DDA-1150	Approval of DDA Design of Single Line Diagram	61	21-Aug-25	25-Sep-25	24-Dec-25 A	30-Apr-26	-205	52.34%				
Electrical System - LV Power Distribution System (DDA021B)												
S2-ADB-DDA-1320	Prepare & Submission of DDA Design of LV Power Distribution System	0	01-Apr-25	10-Jan-26	10-Dec-24 A	09-Feb-26 A		100%				
S2-ADB-DDA-1330	Review & comment on DDA Design of LV Power Distribution System	21	21-Sep-25	11-Oct-25	10-Feb-26 A	21-Mar-26	-235	47.5%				
S2-ADB-DDA-1340	Re-submission of DDA Design of LV Power Distribution System	49	12-Oct-25	30-Nov-25	22-Mar-26	09-May-26	-235	0%				
S2-ADB-DDA-1350	Approval of DDA Design of LV Power Distribution System	21	01-Dec-25	21-Dec-25	10-May-26	30-May-26	-235	0%				
Electrical System - Control Wiring Diagram for LV Switchboard (DDA021C)												
S2-ADB-DDA-1360	Prepare & Submission of DDA Design of Control Wiring Diagram for LV Switchboard	30	01-Jan-25	12-Oct-25	10-Dec-24 A	30-Mar-26	-235	93.27%				
S2-ADB-DDA-1370	Review & comment on DDA Design of Control Wiring Diagram for LV Switchboard	21	21-Sep-25	11-Oct-25	31-Mar-26	20-Apr-26	-235	0%				
S2-ADB-DDA-1380	Re-submission of DDA Design of Control Wiring Diagram for LV Switchboard	19	12-Oct-25	30-Nov-25	21-Apr-26	09-May-26	-235	0%				
S2-ADB-DDA-1390	Approval of DDA Design of Control Wiring Diagram for LV Switchboard	21	01-Dec-25	21-Dec-25	10-May-26	30-May-26	-235	0%				
Building Services Electrical System												
Building Services Electrical System - Lighting System of SDB & ADB (DDA024A)												
S2-ADB-DDA-1180	Re-submission of DDA Design of Lighting system	0	01-Jul-25	27-Dec-25	24-May-25 A	25-Feb-26 A		100%				
S2-ADB-DDA-1190	Approval of DDA Design of Lighting system	152	21-Dec-25	10-Jan-26	26-Feb-26 A	30-Jul-26	-108	1.94%				
Building Services Electrical System - Small Power System of SDB & ADB (DDA024B)												
S2-ADB-DDA-1470	Approval of DDA Design of Small Power System	152	05-Nov-25	25-Nov-25	28-Nov-25 A	30-Jul-26	-108	37.96%				
Building Services Electrical System - Cable Containment (DDA024C)												
S2-ADB-DDA-1500	Re-submission of DDA Design of Cable Containment	0	01-Sep-25	04-Nov-25	09-Aug-25 A	06-Feb-26 A		100%				
S2-ADB-DDA-1510	Approval of DDA Design of Cable Containment	152	05-Nov-25	25-Nov-25	07-Feb-26 A	30-Jul-26	-108	12.64%				
Building Services Electrical System - Lighting Control System (DDA024D)												
S2-ADB-DDA-1540	Re-submission of DDA Design of Lighting Control System	0	23-Aug-25	04-Nov-25	05-Jul-25 A	25-Feb-26 A		100%				
S2-ADB-DDA-1550	Approval of DDA Design of Lighting Control System	152	17-Sep-25	25-Nov-25	26-Feb-26 A	30-Jul-26	-108	0%				
Building Services Electrical System - Master Electrical Installation Details (DDA024E)												
S2-ADB-DDA-1610	Review & comment on DDA Design of Master Electrical Installation Details	0			24-Jan-26 A	13-Feb-26 A		100%				
S2-ADB-DDA-1620	Re-submission of DDA Design of Master Electrical Installation Details	23			14-Feb-26 A	23-Mar-26	-137	39.47%				
S2-ADB-DDA-1630	Approval of DDA Design of Master Electrical Installation Details	129			24-Mar-26	30-Jul-26	-137	0%				
P&D System (DDA025)												
S2-ADB-DDA-1220	Re-submission of DDA Design of P&D System	15	05-Jan-26	05-Mar-26	09-Jan-26 A	15-Mar-26	-97	83.52%				
S2-ADB-DDA-1230	Approval of DDA Design of P&D System	51	06-Mar-26	27-Mar-26	16-Mar-26	05-May-26	-97	0%				
CCTV, ACS & Security system (DDA026)												
S2-ADB-DDA-1260	Re-submission of DDA Design of CCTV, ACS & Security system	51	03-Apr-26	22-May-26	22-Oct-25 A	20-Apr-26	-197	71.82%				



File Name: DE/2020/01 3M 260228
Layout: DE2001 (Progress -3M)_Feb 2026
TASK filter: 3 Months Rolling (2001 YL).

■ Remaining Work ◆ RP Rev.33 MS
■ Critical Activity ◆ Actual Milestone
◆ Milestone
▬ Actual Progress
▬ RP Rev.33

Contract No. DE/2020/01
Yuen Long Effluent Polishing Plant - E&M Works for Sludge Dewatering Building, Administration Building and Renewable Energy
3 Months Rolling Programme (Based on RP Rev.33) as at 28 Feb 2026

Based on DE/2020/01 Revised Programme Rev.33			
Date	Revision	Checked	Approved
30-Nov-25	Rev.40	IM	JM
31-Dec-25	Rev.41	IM	JM
31-Jan-26	Rev.42	IM	JM
28-Feb-26	Rev.43	IM	JM

Activity ID	Activity Name	Remaining Duration	BL Start (DE/2020/01 RPR33)	BL Finish (DE/2020/01 RPR33)	Start	Finish	Total Fbat	Activity % Complete	2026			
									Feb 46	Mar 47	Apr 48	May 49
S2-ADB-DDA-1270	Approval of DDA Design of CCTV, ACS & Security system	121	23-May-26	12-Jun-26	01-May-26	30-Aug-26	-207	0%				
Radio Communication System, Telephone System & PA System (DDA027)												
S2-ADB-DDA-1280	Prepare & Submission of DDA Design of Radio Communication, Telephone & PA System	51	01-May-25	19-Mar-26	27-Mar-25 A	20-Apr-26	-199	86.92%				
S2-ADB-DDA-1290	Review & comment on DDA Design of Radio Communication, Telephone & PA System	21	13-Feb-26	05-Mar-26	21-Apr-26	11-May-26	-199	0%				
S2-ADB-DDA-1300	Re-submission of DDA Design of Radio Communication, Telephone & PA System	89	06-Mar-26	29-Apr-26	12-May-26	08-Aug-26	-199	0%				
Plant & Material Submission												
MVAC System												
Dehumidifier (BS001) (Combined in ME020)												
S2-ADB-PMS-1000	Prepare & Submission of Dehumidifier	22	01-Feb-25	01-Jan-26	01-Oct-25 A	22-Mar-26	-263	87.28%				
S2-ADB-PMS-1010	Review & Approval of Dehumidifier	92	23-Oct-25	12-Nov-25	23-Mar-26	22-Jun-26	-73	0%				
Prefilter and After filter (BS002) (Combined in ME020)												
S2-ADB-PMS-1320	Prepare & Submission of Prefilter and After Filter	22			01-Oct-25 A	22-Mar-26	-73	85.14%				
S2-ADB-PMS-1330	Review & Approval of Prefilter and After Filter	92			23-Mar-26	22-Jun-26	-73	0%				
Axial/Propeller/Centrifugal/ Jet Fan (BS003)												
S2-ADB-PMS-1380	Re-submission of Axial/Propeller/Centrifugal/ Jet Fan	10			16-Dec-25 A	10-Mar-26	-224	88.24%				
S2-ADB-PMS-1390	Review & Approval of Axial/Propeller/Centrifugal/ Jet Fan	41			11-Mar-26	20-Apr-26	-224	0%				
Volume Control/Fire Damper, Louver, Griller and Air Ductwork (BS004)												
S2-ADB-PMS-1420	Re-submission of Volume Control/Fire Damper, Louver, Griller and Air Ductwork	9			10-Jan-26 A	09-Mar-26	-224	84.75%				
S2-ADB-PMS-1430	Review & Approval of Volume Control/Fire Damper, Louver, Griller and Air Ductwork	42			10-Mar-26	20-Apr-26	-224	0%				
Acoustic Silencer (BS005)												
S2-ADB-PMS-1460	Re-submission of Acoustic Silencer	10			07-Jan-26 A	10-Mar-26	-263	84.13%				
S2-ADB-PMS-1470	Review & Approval of Acoustic Silencer	41			11-Mar-26	20-Apr-26	-263	0%				
Absorption Chiller (BS006)												
S2-ADB-PMS-1510	Review & Approval of Absorption Chiller	51			24-Dec-25 A	20-Apr-26	-263	56.78%				
Outdoor and Indoor Unit (BS007)												
S2-ADB-PMS-1520	Prepare & Submission of Outdoor and indoor Unit	20			25-Oct-25 A	20-Mar-26	-293	80.58%				
S2-ADB-PMS-1530	Review & comment on Outdoor and indoor Unit	21			21-Mar-26	10-Apr-26	-293	0%				
S2-ADB-PMS-1540	Re-submission of Outdoor and indoor Unit	19			11-Apr-26	29-Apr-26	-293	0%				
S2-ADB-PMS-1550	Review & Approval of Outdoor and indoor Unit	21			30-Apr-26	20-May-26	-293	0%				
Air Ductwork and Accessories for MVAC System (BS027)												
S2-ADB-PMS-3320	Re-submission of Air Ductwork and Accessories for MVAC System	10			07-Jan-26 A	10-Mar-26	672	84.13%				
S2-ADB-PMS-3330	Review & Approval of Air Ductwork and Accessories for MVAC System	41			11-Mar-26	20-Apr-26	672	0%				
P&D System												
FRP Water Tank (BS008)												
S2-ADB-PMS-2860	Prepare & Submission of FRP Water Tank	41			18-Dec-25 A	10-Apr-26	-133	64.04%				
S2-ADB-PMS-2870	Review & comment on FRP Water Tank	21			11-Apr-26	01-May-26	-133	0%				
S2-ADB-PMS-2880	Re-submission of FRP Water Tank	19			02-May-26	20-May-26	-133	0%				
S2-ADB-PMS-2890	Review & Approval of FRP Water Tank	21			21-May-26	10-Jun-26	-133	0%				
Plumbing system Pump Set (BS009A)												
S2-ADB-PMS-2920	Re-submission of Plumbing system Pump Set	41			29-Nov-25 A	10-Apr-26	-133	55.43%				
S2-ADB-PMS-2930	Review & Approval of Plumbing system Pump Set	61			11-Apr-26	10-Jun-26	-133	0%				
Plumbing system Pump Set (EL-Panel) (BS009B)												
S2-ADB-PMS-3180	Prepare & Submission of Plumbing system Pump Set (EL-panel)	41			18-Dec-25 A	10-Apr-26	-133	64.04%				
S2-ADB-PMS-3190	Review & comment on Plumbing system Pump Set (EL-panel)	21			11-Apr-26	01-May-26	-133	0%				
S2-ADB-PMS-3200	Re-submission of Plumbing system Pump Set (EL-panel)	19			02-May-26	20-May-26	-133	0%				
S2-ADB-PMS-3210	Review & Approval of Plumbing system Pump Set (EL-panel)	21			21-May-26	10-Jun-26	-133	0%				
Plumbing System (Pressure Vessel) (BS011)												
S2-ADB-PMS-3000	Re-submission of Pneumatic Tank/ Pressure Vessel	41			06-Jan-26 A	10-Apr-26	-133	56.84%				
S2-ADB-PMS-3010	Review & Approval of Pneumatic Tank/ Pressure Vessel	61			11-Apr-26	10-Jun-26	-133	0%				
Pipes and Fittings for Plumbing System (BS013A)												
S2-ADB-PMS-3060	Prepare & Submission of Pipes and Fittings for Plumbing System	41			18-Dec-25 A	10-Apr-26	-133	64.04%				
S2-ADB-PMS-3070	Review & comment on Pipes and Fittings for Plumbing System	21			11-Apr-26	01-May-26	-133	0%				
S2-ADB-PMS-3080	Re-submission of Pipes and Fittings for Plumbing System	19			02-May-26	20-May-26	-133	0%				
S2-ADB-PMS-3090	Review & Approval of Pipes and Fittings for Plumbing System	21			21-May-26	10-Jun-26	-133	0%				
Pipes and Fittings for Drainage System (BS013B)												



File Name: DE/2020/01 3M 260228
 Layout: DE2001 (Progress -3M)_Feb 2026
 TASK filter: 3 Months Rolling (2001 YL).
 Page 4 of 13

■ Remaining Work ◆ RP Rev.33 MS
■ Critical Activity ◆ Actual Milestone
◆ Milestone
■ Actual Progress
■ RP Rev.33

Contract No. DE/2020/01
Yuen Long Effluent Polishing Plant - E&M Works for Sludge Dewatering Building,
Administration Building and Renewable Energy
3 Months Rolling Programme (Based on RP Rev.33) as at 28 Feb 2026

Based on DE/2020/01 Revised Programme Rev.33			
Date	Revision	Checked	Approved
30-Nov-25	Rev.40	IM	JM
31-Dec-25	Rev.41	IM	JM
31-Jan-26	Rev.42	IM	JM
28-Feb-26	Rev.43	IM	JM

Activity ID	Activity Name	Remaining Duration	BL Start (DE/2020/01 RP R33)	BL Finish (DE/2020/01 RP R33)	Start	Finish	Total Fbat	Activity % Complete	2026			
									Feb	Mar	Apr	May
S2-ADB-PMS-3350	Review & comment on Pipes and Fittings for Drainage System	0			14-Jan-26 A	30-Jan-26 A		100%	46	47	48	49
S2-ADB-PMS-3360	Re-submission of Pipes and Fittings for Drainage System	41			31-Jan-26 A	10-Apr-26	-133	45.33%				
S2-ADB-PMS-3370	Review & Approval of Pipes and Fittings for Drainage System	61			11-Apr-26	10-Jun-26	-133	0%				
Valves for Plumbing System (BS013C)												
S2-ADB-PMS-3380	Prepare & Submission of Valves for Plumbing System	41			18-Dec-25 A	10-Apr-26	-133	64.04%				
S2-ADB-PMS-3390	Review & comment on Valves for Plumbing System	21			11-Apr-26	01-May-26	-133	0%				
S2-ADB-PMS-3400	Re-submission of Valves for Plumbing System	19			02-May-26	20-May-26	-133	0%				
S2-ADB-PMS-3410	Review & Approval of Valves for Plumbing System	21			21-May-26	10-Jun-26	-133	0%				
Valves for Drainage System (BS013D)												
S2-ADB-PMS-3420	Prepare & Submission of Valves for Drainage System	41			18-Dec-25 A	10-Apr-26	-133	64.04%				
S2-ADB-PMS-3430	Review & comment on Valves for Drainage System	21			11-Apr-26	01-May-26	-133	0%				
S2-ADB-PMS-3440	Re-submission of Valves for Drainage System	19			02-May-26	20-May-26	-133	0%				
S2-ADB-PMS-3450	Review & Approval of Valves for Drainage System	21			21-May-26	10-Jun-26	-133	0%				
Drainage system Pump Set (Submersible Sewage pump) (BS015)												
S2-ADB-PMS-3160	Re-submission of Drainage system Pump Set (Submersible Sewage pump)	41			13-Dec-25 A	10-Apr-26	-218	65.55%				
S2-ADB-PMS-3170	Review & Approval of Drainage system Pump Set (Submersible Sewage pump)	61			11-Apr-26	10-Jun-26	-218	0%				
FS System												
Fire Service Pump Set (Fixed Sprinkler, Fire and Jockey Pumps) (BS016A)												
S2-ADB-PMS-1100	Re-submission of FS System - Fire Service Pump Set	0	07-Oct-25	14-Dec-25	20-Nov-25 A	27-Feb-26 A		100%				
S2-ADB-PMS-1110	Review & Approval of FS System - Fire Service Pump Set	102	15-Dec-25	04-Jan-26	28-Feb-26 A	10-Jun-26	-245	0.97%				
Fire Service Pump Set (EL-Panel) (BS016B)												
S2-ADB-PMS-3220	Prepare & Submission of FS System - Fire Service Pump Set (EL Panel)	41			01-Nov-25 A	10-Apr-26	-223	57.29%				
S2-ADB-PMS-3230	Review & comment on FS System - Fire Service Pump Set (EL Panel)	21			11-Apr-26	01-May-26	-223	0%				
S2-ADB-PMS-3240	Re-submission of FS System - Fire Service Pump Set (EL Panel)	19			02-May-26	20-May-26	-223	0%				
S2-ADB-PMS-3250	Review & Approval of FS System - Fire Service Pump Set (EL Panel)	21			21-May-26	10-Jun-26	-223	0%				
Pipes, Fittings, Valves for Fire Service Installation (BS017)												
S2-ADB-PMS-3260	Prepare & Submission of Pipe, fittings, valves for FS Installation	41			01-Nov-25 A	10-Apr-26	-245	74.53%				
S2-ADB-PMS-3270	Review & comment on Pipe, fittings, valves for FS Installation	21			11-Apr-26	01-May-26	-245	0%				
S2-ADB-PMS-3280	Re-submission of Pipe, fittings, valves for FS Installation	19			02-May-26	20-May-26	-245	0%				
S2-ADB-PMS-3290	Review & Approval of Pipe, fittings, valves for FS Installation	21			21-May-26	10-Jun-26	-245	0%				
Radio Communication, Telephone System and Public Address System (BS024)												
S2-ADB-PMS-1200	Prepare & Submission of Radio Communication, Telephone System and Public Address System	132	01-May-25	28-Nov-25	27-Mar-25 A	10-Jul-26	-113	62.18%				
CCTV, ACS & Security System (BS025)												
S2-ADB-PMS-1310	Review & Approval of CCTV, ACS & Security System	224	06-Oct-25	26-Oct-25	22-Oct-25 A	10-Oct-26	-178	36.72%				
Method Statement												
Fire Services System												
S2-ADB-MS-1000	Prepare & Submission of method statement of installation of FS system	25	20-Dec-25	13-Jan-26	06-May-26	30-May-26	-132	0%				
MVAC System (with effluent cooling system)												
S2-ADB-MS-1040	Prepare & Submission of method statement of installation of MVAC System (with effluent cooling system)	30	25-Apr-26	24-May-26	06-May-26	04-Jun-26	-127	0%				
Manufacture, FAT & Delivery of Major Equipment												
S2-ADB-MD-1050	Manufacture with FAT(4 months) & Delivery(1 month) of MV System	215	01-Mar-26	01-Oct-26	20-Apr-26	20-Nov-26	-224	0%				
S2-ADB-MD-1060	Manufacture with FAT(1 months) & Delivery(1 month) of AC System	123			20-May-26	19-Sep-26	-293	0%				
Interfacing Works												
S2-ADB-IFW-1000	Interface Works with Other Contract (including: Slab / Wall openings, Concrete Plinths, Cast-in Item, etc)	336	15-Dec-22	04-Jul-24	01-Apr-25 A	30-Jan-27	-321	49.85%				
S2-ADB-IFW-1020	Design Submission with Interface Works on Provision in LV Switchroom in ADB	90	01-Aug-25	29-Oct-25	01-Mar-26	29-May-26	-234	0%				
S2-ADB-IFW-1030	Design Submission with Interface Works on Effluent Supply for Effluent Cooling System	37	01-May-25	04-Oct-25	19-Apr-25 A	06-Apr-26	4	89.52%				
S2-ADB-IFW-1040	Design Submission with Interface Works on Street Fire Hydrant Water Main & Pumping System	90	17-Aug-25	14-Nov-25	01-Mar-26	29-May-26	-68	0%				
S2-ADB-IFW-1050	Design Submission with Interface Works on Plumbing & Drainage	86	01-Dec-25	10-Jan-27	15-Feb-25 A	25-May-26	-117	81.51%				
S2-ADB-IFW-1060	Design Submission with Interface Works on BEAM Plus	90	14-Aug-25	11-Nov-25	26-Apr-26	24-Jul-26	-367	0%				
Section 3 - Design, supply, delivery, installation, T&C of Sludge Dewatering and Drying System												



File Name: DE/2020/01 3M 260228
 Layout: DE2001 (Progress -3M)_Feb 2026
 TASK filter: 3 Months Rolling (2001 YL).
 Page 5 of 13

■ Remaining Work ◆ RP Rev.33 MS
■ Critical Activity ◆ Actual Milestone
◆ Milestone
■ Actual Progress
■ RP Rev.33

Contract No. DE/2020/01
Yuen Long Effluent Polishing Plant - E&M Works for Sludge Dewatering Building, Administration Building and Renewable Energy
3 Months Rolling Programme (Based on RP Rev.33) as at 28 Feb 2026

Based on DE/2020/01 Revised Programme Rev.33			
Date	Revision	Checked	Approved
30-Nov-25	Rev.40	IM	JM
31-Dec-25	Rev.41	IM	JM
31-Jan-26	Rev.42	IM	JM
28-Feb-26	Rev.43	IM	JM

Activity ID	Activity Name	Remaining Duration	BL Start (DE/2020/01 RPR33)	BL Finish (DE/2020/01 RPR33)	Start	Finish	Total Fbat	Activity % Complete	2026					
									Feb 46	Mar 47	Apr 48	May 49		
Technical Submission & Approval														
Subletting														
Sludge Dewatering System														
S3-SDB-SUB-1120	Tendering of Instrument Air System	15	22-Aug-25	20-Oct-25	30-Sep-25 A	15-Mar-26	26	91.02%						
S3-SDB-SUB-1130	Engagement of Instrument Air System	30	21-Oct-25	19-Nov-25	16-Mar-26	14-Apr-26	26	0%						
S3-SDB-SUB-1170	Engagement of Wet Sludge Hopper and Dried Sludge Silo	53	01-Oct-25	30-Oct-25	27-Jan-26 A	22-Apr-26	-229	38.37%						
Sludge Conveyors and Discharge System														
S3-SDB-SUB-1190	Engagement of Sludge Conveyors	15	27-Sep-25	26-Oct-25	01-Dec-25 A	15-Mar-26	-86	85.71%						
Polyelectrolyte Preparation, Mixing, Transfer, Storage and Dosing System														
S3-SDB-SUB-1210	Engagement of PPU, Tank, Mixer	41	28-Sep-25	27-Oct-25	15-Jan-26 A	10-Apr-26	-147	52.33%						
S3-SDB-SUB-1230	Engagement of Polymer Transfer Pumps, Dosing Pumps, DSHT Drain Pump	132	31-Oct-25	29-Nov-25	15-Jan-26 A	10-Jul-26	-238	25.42%						
Sludge Heating System														
S3-SDB-SUB-1310	Engagement of Heat Exchanger and Recirculation System	20	14-Sep-25	13-Oct-25	25-Oct-25 A	20-Mar-26	-12	86.39%						
Exhaust Gas Treatment System														
S3-SDB-SUB-1330	Engagement of SCR, Chemical Dosing System, Flue Gas Stacks	41	27-Sep-25	26-Oct-25	01-Dec-25 A	10-Apr-26	-107	68.7%						
Air Purifying System with Disinfection														
S3-SDB-SUB-1340	Tendering of Air Purification System	53	04-Nov-25	02-Jan-26	10-Jan-26 A	22-Apr-26	-200	48.54%						
S3-SDB-SUB-1350	Engagement of Air Purification System	30	03-Jan-26	01-Feb-26	23-Apr-26	22-May-26	-200	0%						
Biogas Pre-treatment System														
S3-SDB-SUB-1390	Engagement of Biogas Pre-treatment System	0	14-Sep-25	13-Oct-25	11-Dec-25 A	29-Jan-26 A		100%						
Gas Detection System														
S3-SDB-SUB-1400	Tendering of Gas Detection System	41	04-Dec-25	01-Feb-26	18-Aug-25 A	10-Apr-26	12	82.63%						
S3-SDB-SUB-1410	Engagement of Gas Detection System	30	02-Feb-26	01-Mar-26	11-Apr-26	10-May-26	12	0%						
Vehicle Access Control System														
S3-SDB-SUB-1420	Tendering of Vehicle Access Control System	163	10-Jan-26	10-Mar-26	13-Dec-25 A	10-Aug-26	-190	0%						
CMMS and IDMS														
S3-SDB-SUB-1440	Tendering of CMMS and IDMS	41	25-Sep-25	23-Nov-25	25-Sep-25 A	10-Apr-26	-217	66.12%						
S3-SDB-SUB-1450	Engagement of CMMS and IDMS	30	24-Nov-25	23-Dec-25	11-Apr-26	10-May-26	-217	0%						
Power Quality and Energy Management System (PQEMS)														
S3-SDB-SUB-1460	Tendering of PQEMS	41	01-Aug-25	29-Sep-25	31-Jul-25 A	10-Apr-26	-217	83.86%						
S3-SDB-SUB-1470	Engagement of PQEMS	30	29-Sep-25	28-Oct-25	11-Apr-26	10-May-26	-217	0%						
Control, Monitoring and Operation System (CMO)														
S3-SDB-SUB-1500	Tendering of CMO	60	04-Feb-26	04-Apr-26	24-Mar-26*	22-May-26	-12	0%						
S3-SDB-SUB-1510	Engagement of CMO	31	05-Apr-26	04-May-26	23-May-26	22-Jun-26	-12	0%						
DDA Submission														
Civil Requirement														
Sludge Dewatering Building (DDA036)														
Loading & unloading Level (DDA036a) (Expanded to separate submission DDA-036a1 and DDA-036a2)														
Loading & unloading Level - Walls and Ceiling (DDA036a2)														
S3-SDB-CR-2280	Prepare & Submission of Plant Layout & Civil Requirements Drawings for SDB (Loading & Unloading level - Walls & Ceiling)	0			12-Dec-25 A	05-Feb-26 A		100%						
S3-SDB-CR-2310	Approval of Plant Layout & Civil Requirements Drawings for SDB (Loading & Unloading level - Walls & Ceiling)	30			06-Feb-26 A	30-Mar-26	-262	43.4%						
Ground and First Level (DDA036b)														
S3-SDB-CR-2100	Re-submission of civil requirement & general arrangement drawing of SDB (Ground & First level)	0	02-Nov-25	01-Dec-25	13-Dec-25 A	16-Feb-26 A		100%						
S3-SDB-CR-2110	Approval of civil requirement & general arrangement drawing of SDB (Ground & First level)	41	02-Dec-25	22-Dec-25	01-Mar-26	10-Apr-26	682	0%						
Roof Level (DDA036c)														
S3-SDB-CR-2140	Re-submission of civil requirement & general arrangement drawing of SDB (Roof Level)	9	22-Nov-25	21-Dec-25	20-Dec-25 A	09-Mar-26	-273	88.75%						
S3-SDB-CR-2150	Approval of civil requirement & general arrangement drawing of SDB (Roof Level)	32	22-Dec-25	11-Jan-26	10-Mar-26	10-Apr-26	-273	0%						
Site Wide Cable Duct System (DDA038)														
S3-SDB-CR-2070	Approval of civil requirement & general arrangement drawing of Site Wide Cable Duct System	20	10-Oct-25	30-Oct-25	24-Dec-25 A	20-Mar-26	-254	77.01%						
Sludge Mixing System (DDA003)														
S3-SDB-DDA-1030	Approval of DDA Design of Sludge Mixing System	61	26-Jun-25	03-Mar-26	27-Sep-25 A	30-Apr-26	-190	71.76%						



File Name: DE/2020/01 3M 260228
 Layout: DE2001 (Progress -3M)_Feb 2026
 TASK filter: 3 Months Rolling (2001 YL).
 Page 6 of 13

■ Remaining Work ◆ RP Rev.33 MS
■ Critical Activity ◆ Actual Milestone
◆ Milestone
■ Actual Progress
■ RP Rev.33

Contract No. DE/2020/01
Yuen Long Effluent Polishing Plant - E&M Works for Sludge Dewatering Building, Administration Building and Renewable Energy
3 Months Rolling Programme (Based on RP Rev.33) as at 28 Feb 2026

Based on DE/2020/01 Revised Programme Rev.33			
Date	Revision	Checked	Approved
30-Nov-25	Rev.40	IM	JM
31-Dec-25	Rev.41	IM	JM
31-Jan-26	Rev.42	IM	JM
28-Feb-26	Rev.43	IM	JM

Activity ID	Activity Name	Remaining Duration	BL Start (DE/2020/01 RPR33)	BL Finish (DE/2020/01 RPR33)	Start	Finish	Total Fbat	Activity % Complete	2026				
									Feb 46	Mar 47	Apr 48	May 49	
Sludge Dewatering and Drying System													
Sludge Dewatering System (Centrifuge, Centrifuge Feed Pump) (DDA004A)													
S3-SDB-DDA-1110	Approval of DDA Design of Centrifuge and Centrifuge Feed Pump	61	27-Jul-25	06-Jul-26	28-Jun-25 A	30-Apr-26	-188	80.13%					
Sludge Drying System (Dryer's Conveyor and Condensation System) (DDA004B)													
S3-SDB-DDA-2470	Approval of DDA Design of Sludge Drying System	102	01-Apr-25	06-Nov-25	29-Aug-25 A	10-Jun-26	-229	64.34%					
Sludge Handling and Dynamic Mixing System (Hopper, Diverters, Silo, Dynamic Sludge Mixer) (DDA004C)													
S3-SDB-DDA-2510	Approval of DDA Design of Hopper, Diverters, Silo and Dynamic Sludge Mixer	102	31-Aug-25	29-Oct-25	09-Aug-25 A	10-Jun-26	-229	66.67%					
Sludge Conveying and Discharge System (DDA005)													
S3-SDB-DDA-1150	Approval of DDA Design of Sludge Conveying & Discharge System	102	30-Nov-25	20-Dec-25	29-Nov-25 A	10-Jun-26	-211	47.42%					
Polyelectrolyte Preparation, Mixing, Transferring, Storage and Dosing System (DDA006)													
S3-SDB-DDA-1190	Approval of DDA Design of Polyelectrolyte Preparation, Mixing, Transferring, Storage & Dosing System	102	07-Jun-25	19-May-26	31-May-25 A	10-Jun-26	-231	72.87%					
Centrate/Filtrate Collection System (DDA007)													
S3-SDB-DDA-1220	Re-submission of DDA Design of Centrate/Filtrate Collection System	51	04-Feb-26	25-Mar-26	13-Dec-25 A	20-Apr-26	-170	34.62%					
S3-SDB-DDA-1230	Approval of DDA Design of Centrate/Filtrate Collection System	51	26-Mar-26	15-Apr-26	21-Apr-26	10-Jun-26	-170	0%					
Steam Boiler System (DDA008)													
S3-SDB-DDA-1270	Approval of DDA Design of Steam Boiler System	102	31-Oct-25	20-Nov-25	23-Dec-25 A	10-Jun-26	-170	40%					
Sludge Heating System (DDA009)													
S3-SDB-DDA-1280	Prepare & Submission of DDA Design of Sludge Heating System	0	02-May-25	07-Oct-25	15-Apr-25 A	30-Jan-26 A		100%					
S3-SDB-DDA-1290	Review & comment on DDA Design of Sludge Heating System	21	21-Sep-25	11-Oct-25	31-Jan-26 A	21-Mar-26	-224	58%					
S3-SDB-DDA-1300	Re-submission of DDA Design of Sludge Heating System	60	12-Oct-25	30-Nov-25	22-Mar-26	20-May-26	-224	0%					
S3-SDB-DDA-1310	Approval of DDA Design of Sludge Heating System	21	01-Dec-25	21-Dec-25	21-May-26	10-Jun-26	-224	0%					
CHP System (DDA012)													
S3-SDB-DDA-1400	Prepare & Submission of DDA Design of CHP Generating System	0	21-Jun-25	22-Nov-25	09-May-25 A	30-Jan-26 A		100%					
S3-SDB-DDA-1410	Review & comment on DDA Design of CHP Generating System	21	10-Nov-25	30-Nov-25	31-Jan-26 A	21-Mar-26	-170	58%					
S3-SDB-DDA-1420	Re-submission of DDA Design of CHP Generating System	60	01-Dec-25	19-Jan-26	22-Mar-26	20-May-26	-170	0%					
S3-SDB-DDA-1430	Approval of DDA Design of CHP Generating System	21	20-Jan-26	09-Feb-26	21-May-26	10-Jun-26	-170	0%					
Exhaust Gas Treatment System (DDA013)													
S3-SDB-DDA-1440	Prepare & Submission of DDA Design of Exhaust Gas Treatment System	0	01-Jun-25	02-Nov-25	09-May-25 A	28-Jan-26 A		100%					
S3-SDB-DDA-1450	Review & comment on DDA Design of Exhaust Gas Treatment System	21	11-Oct-25	31-Oct-25	29-Jan-26 A	21-Mar-26	-150	59.62%					
S3-SDB-DDA-1460	Re-submission of DDA Design of Exhaust Gas Treatment System	60	01-Nov-25	20-Dec-25	22-Mar-26	20-May-26	-150	0%					
S3-SDB-DDA-1470	Approval of DDA Design of Exhaust Gas Treatment System	21	21-Dec-25	10-Jan-26	21-May-26	10-Jun-26	-150	0%					
Deodorisation Unit/System (DDA015)													
S3-SDB-DDA-1550	Approval of DDA Design of Deodorisation Unit/System	61	28-Sep-25	15-Apr-26	30-Apr-25 A	30-Apr-26	-195	83.33%					
Air Purifier System with Disinfection (DDA016)													
S3-SDB-DDA-1580	Re-submission of DDA Design of Air Purifier System with Disinfection	15	09-Mar-26	07-May-26	20-Dec-25 A	15-Mar-26	-106	82.56%					
S3-SDB-DDA-1590	Approval of DDA Design of Air Purifier System with Disinfection	87	08-May-26	28-May-26	16-Mar-26	10-Jun-26	-106	0%					
Lifting Appliance (DDA017)													
S3-SDB-DDA-1620	Re-submission of DDA Design of Lifting Appliance	15	02-Dec-25	20-Jan-26	17-Jan-26 A	15-Mar-26	-320	74.14%					
S3-SDB-DDA-1630	Approval of DDA Design of Lifting Appliance	87	21-Jan-26	10-Feb-26	16-Mar-26	10-Jun-26	-320	0%					
Emergency Generator Set (DDA023)													
S3-SDB-DDA-1670	Approval of DDA Design of Emergency Generator System	152	12-Mar-26	01-Apr-26	24-Jan-26 A	30-Jul-26	-368	19.15%					
PLC and SCADA System, and Network Integration (DDA035)													
System Architecture Drawing and I/O Schedule (DDA035a)													
S3-SDB-DDA-1740	Re-submission of System Architecture Drawing and I/O Schedule	18	06-Nov-25	09-Jan-26	11-Nov-25 A	18-Mar-26	-207	85.94%					
S3-SDB-DDA-1750	Approval of System Architecture Drawing and I/O Schedule	134	10-Jan-26	30-Jan-26	19-Mar-26	30-Jul-26	-207	0%					
SCADA Panels GA, Schematic Drawings and Equipment Layout Plan (DDA035b)													
S3-SDB-DDA-2880	Prepare & Submission of SCADA Panels GA, Schematic Drawings and Equipment Layout Plan	28			01-Oct-25 A	28-Mar-26	-386	84.36%					
S3-SDB-DDA-2890	Review & comment on SCADA Panels GA, Schematic Drawings and Equipment Layout Plan	21			29-Mar-26	18-Apr-26	-386	0%					
S3-SDB-DDA-2900	Re-submission of SCADA Panels GA, Schematic Drawings and Equipment Layout Plan	82			19-Apr-26	09-Jul-26	-386	0%					
HMI Graphics Design (DDA035c)													
S3-SDB-DDA-2920	Prepare & Submission of HMI Graphics Design	20			01-Oct-25 A	20-Mar-26	-330	88.3%					
S3-SDB-DDA-2930	Review & comment on HMI Graphics Design	21			21-Mar-26	10-Apr-26	-330	0%					
S3-SDB-DDA-2940	Re-submission of HMI Graphics Design	213			11-Apr-26	09-Nov-26	-330	0%					



File Name: DE/2020/01 3M 260228
 Layout: DE2001 (Progress -3M)_Feb 2026
 TASK filter: 3 Months Rolling (2001 YL).
 Page 7 of 13

Remaining Work	RP Rev.33 MS
Critical Activity	Actual Milestone
Milestone	
Actual Progress	
RP Rev.33	

Contract No. DE/2020/01
Yuen Long Effluent Polishing Plant - E&M Works for Sludge Dewatering Building, Administration Building and Renewable Energy
3 Months Rolling Programme (Based on RP Rev.33) as at 28 Feb 2026

Based on DE/2020/01 Revised Programme Rev.33			
Date	Revision	Checked	Approved
30-Nov-25	Rev.40	IM	JM
31-Dec-25	Rev.41	IM	JM
31-Jan-26	Rev.42	IM	JM
28-Feb-26	Rev.43	IM	JM

Activity ID	Activity Name	Remaining Duration	BL Start (DE/2020/01 RPR33)	BL Finish (DE/2020/01 RPR33)	Start	Finish	Total Fbat	Activity % Complete	2026					
									Feb 46	Mar 47	Apr 48	May 49		
Gas Detection System (DDA028)														
S3-SDB-DDA-1780	Re-submission of Gas Detection System	51	03-Apr-26	22-May-26	18-Oct-25 A	20-Apr-26	-230	72.43%						
S3-SDB-DDA-1790	Approval of Gas Detection System	132	23-May-26	12-Jun-26	21-Apr-26	30-Aug-26	-230	0%						
Control, Monitoring and Operation (CMO) System (DDA034)														
S3-SDB-DDA-1800	Prepare & Submission of CMO System	15	01-Jun-25	23-Nov-25	23-Apr-25 A	15-Mar-26	-101	95.41%						
S3-SDB-DDA-1810	Review & comment on CMO System	21	05-Jun-26	25-Jun-26	16-Mar-26	05-Apr-26	-101	0%						
S3-SDB-DDA-1820	Re-submission of CMO System	146	26-Jun-26	29-Aug-26	06-Apr-26	29-Aug-26	-101	0%						
Process Instrumentation System (DDA033)														
S3-SDB-DDA-1870	Approval of PIS System	0	23-Aug-25	20-Nov-25	19-Dec-25 A	11-Feb-26 A		100%						
Vehicle Access Control System (DDA029)														
S3-SDB-DDA-1900	Re-submission of Vehicle Access Control System	51	06-Mar-26	09-May-26	18-Oct-25 A	20-Apr-26	-179	72.43%						
S3-SDB-DDA-1910	Approval of Vehicle Access Control System	132	10-May-26	30-May-26	02-May-26	10-Sep-26	-190	0%						
Computerised Maint. & Management Sys(CMMS) (DDA030)														
S3-SDB-DDA-1920	Prepare & Submission of CMMS	9	01-May-25	27-Feb-26	27-Mar-25 A	09-Mar-26	-134	97.41%						
S3-SDB-DDA-1930	Review & comment on CMMS	21	24-Jan-26	13-Feb-26	10-Mar-26	30-Mar-26	-134	0%						
S3-SDB-DDA-1940	Re-submission of CMMS	57	14-Feb-26	04-Apr-26	31-Mar-26	26-May-26	-134	0%						
S3-SDB-DDA-1950	Approval of CMMS	35	05-Apr-26	25-Apr-26	27-May-26	30-Jun-26	-134	0%						
Power Quality and Energy Management System (PQEMS) (DDA032)														
System Architecture Drawing (DDA032a)														
S3-SDB-DDA-2030	Approval of PQEMS - System Architecture Drawing	152	10-Jan-26	30-Jan-26	21-Jan-26 A	30-Jul-26	-174	20.42%						
PQEMS Panels GA, Schematic Drawings and Equipment Layout Plan (DDA032b)														
S3-SDB-DDA-2960	Prepare & Submission of PQEMS Panels GA, Schematic Drawings and Equipment Layout Plan	0			23-Oct-25 A	13-Feb-26 A		100%						
S3-SDB-DDA-2970	Review & comment on PQEMS Panels GA, Schematic Drawings and Equipment Layout Plan	6			14-Feb-26 A	06-Mar-26	-174	71.43%						
S3-SDB-DDA-2980	Re-submission of PQEMS Panels GA, Schematic Drawings and Equipment Layout Plan	125			07-Mar-26	09-Jul-26	-174	0%						
Fire Services System (DDA018)														
S3-SDB-DDA-2070	Approval of DDA Design of FS System	66	11-Nov-25	01-Dec-25	01-Nov-25 A	05-May-26	-248	64.52%						
MVAC System (with effluent cooling system) (DDA019)														
MV System (in SDB and ADB) (DDA019a)														
S3-SDB-DDA-2110	Approval of DDA Design of MV System	66	13-Dec-25	02-Jan-26	29-Nov-25 A	05-May-26	-192	58.23%						
AC system (AC system in SDB and with Effluent Cooling System in ADB) (DDA019b)														
S3-SDB-DDA-2820	Prepare & Submission of DDA Design of AC System (with effluent cooling system)	0	15-Oct-25	12-Jan-26	22-Oct-25 A	30-Jan-26 A		100%						
S3-SDB-DDA-2830	Review & comment on DDA Design of AC System (with effluent cooling system)	21	13-Jan-26	02-Feb-26	31-Jan-26 A	21-Mar-26	-237	58%						
S3-SDB-DDA-2840	Re-submission of DDA Design of AC System (with effluent cooling system)	24	03-Feb-26	03-Apr-26	22-Mar-26	14-Apr-26	-237	0%						
S3-SDB-DDA-2850	Approval of DDA Design of AC System (with effluent cooling system)	21	04-Apr-26	24-Apr-26	15-Apr-26	05-May-26	-237	0%						
Absorption Chiller System (Absorption Chiller in Sludge Dewatering Building) (DDA019c)														
S3-SDB-DDA-3050	Review & comment on DDA Design of Absorption Chiller System (Absorption Chiller in Sludge Dewatering Building)	0			24-Dec-25 A	04-Feb-26 A		100%						
S3-SDB-DDA-3060	Re-submission of DDA Design of Absorption Chiller System (Absorption Chiller in Sludge Dewatering Building)	30			05-Feb-26 A	30-Mar-26	-258	44.44%						
S3-SDB-DDA-3070	Approval of DDA Design of Absorption Chiller System (Absorption Chiller in Sludge Dewatering Building)	36			31-Mar-26	05-May-26	-258	0%						
P&D System (DDA025)														
S3-SDB-DDA-2140	Re-submission of DDA Design of P&D System	15	06-Mar-26	04-May-26	09-Jan-26 A	15-Mar-26	-192	77.27%						
S3-SDB-DDA-2150	Approval of DDA Design of P&D System	51	05-May-26	25-May-26	16-Mar-26	05-May-26	-192	0%						
Electrical System														
Electrical System - Single Line Diagram of Electrical System (DDA021A)														
S3-SDB-DDA-2190	Approval of DDA Design of Single Line Diagram	61	21-Aug-25	18-Nov-25	22-Oct-25 A	30-Apr-26	-295	68.06%						
Electrical System - LV Power Distribution System (DDA021B)														
S3-SDB-DDA-2520	Prepare & Submission of DDA Design of LV Power Distribution System	0	01-Feb-25	12-Nov-25	10-Dec-24 A	09-Feb-26 A		100%						
S3-SDB-DDA-2530	Review & comment on DDA Design of LV Power Distribution System	21	21-Sep-25	11-Oct-25	10-Feb-26 A	21-Mar-26	-233	47.5%						
S3-SDB-DDA-2540	Re-submission of DDA Design of LV Power Distribution System	49	12-Oct-25	29-Nov-25	22-Mar-26	09-May-26	-233	0%						
S3-SDB-DDA-2550	Approval of DDA Design of LV Power Distribution System	21	30-Nov-25	20-Dec-25	10-May-26	30-May-26	-233	0%						
Electrical System - Control Wiring Diagram for LV Switchboard (DDA021C)														
S3-SDB-DDA-2560	Prepare & Submission of DDA Design of Control Wiring Diagram	30	01-Feb-25	12-Nov-25	10-Dec-24 A	30-Mar-26	-233	92.74%						



File Name: DE/2020/01 3M 260228
 Layout: DE2001 (Progress -3M)_Feb 2026
 TASK filter: 3 Months Rolling (2001 YL).
 Page 8 of 13

Remaining Work	RP Rev.33 MS
Critical Activity	Actual Milestone
Milestone	
Actual Progress	
RP Rev.33	

Contract No. DE/2020/01
Yuen Long Effluent Polishing Plant - E&M Works for Sludge Dewatering Building, Administration Building and Renewable Energy
3 Months Rolling Programme (Based on RP Rev.33) as at 28 Feb 2026

Based on DE/2020/01 Revised Programme Rev.33			
Date	Revision	Checked	Approved
30-Nov-25	Rev.40	IM	JM
31-Dec-25	Rev.41	IM	JM
31-Jan-26	Rev.42	IM	JM
28-Feb-26	Rev.43	IM	JM

Activity ID	Activity Name	Remaining Duration	BL Start (DE2020/01 RPR33)	BL Finish (DE2020/01 RPR33)	Start	Finish	Total Fbat	Activity % Complete	2026			
									Feb 46	Mar 47	Apr 48	May 49
S3-SDB-DDA-2570	Review & comment on DDA Design of Control Wiring Diagram	21	21-Sep-25	11-Oct-25	31-Mar-26	20-Apr-26	-233	0%				
S3-SDB-DDA-2580	Re-submission of DDA Design of Control Wiring Diagram	19	12-Oct-25	29-Nov-25	21-Apr-26	09-May-26	-233	0%				
S3-SDB-DDA-2590	Approval of DDA Design of Control Wiring Diagram	21	30-Nov-25	20-Dec-25	10-May-26	30-May-26	-233	0%				
Biogas Pre-treatment System (DDA042)												
S3-SDB-DDA-2220	Re-submission of DDA Design of Biogas Pre-treatment System	15	21-Nov-25	08-Jan-26	21-Oct-25 A	15-Mar-26	-150	89.73%				
S3-SDB-DDA-2230	Approval of DDA Design of Biogas Pre-treatment System	87	09-Jan-26	29-Jan-26	16-Mar-26	10-Jun-26	-150	0%				
All Temporary Works and Diversion Works for Testing and Commissioning (DDA043)												
S3-SDB-DDA-2640	Prepare & Submission of DDA Design of All Temp. Works & Diversion for T&C	46	02-Nov-25	30-Jan-26	02-Nov-25 A	15-Apr-26	-205	72.12%				
S3-SDB-DDA-2650	Approval of DDA Design of All Temp. Works & Diversion for T&C	56	31-Jan-26	01-Mar-26	16-Apr-26	10-Jun-26	-205	0%				
Pipe support and O&M Platform Design Calculation (DDA044)												
S3-SDB-DDA-3020	Re-submission of DDA Design of Pipe Support and O&M Platform Design Calculation	15			15-Jan-26 A	15-Mar-26	-24	75%				
S3-SDB-DDA-3030	Approval of DDA Design of Pipe Support and O&M Platform Design Calculation	87			16-Mar-26	10-Jun-26	-24	0%				
Other Submission												
HAZOP Study Report												
S3-SDB-DDA-2790	Re-submission of HAZOP Study Report	20			15-Aug-25 A	20-Mar-26	-135	90.83%				
S3-SDB-DDA-2800	Approval of HAZOP Study Report	30			21-Mar-26	19-Apr-26	-135	0%				
Risk Assessment for Sludge Drying System												
S3-SDB-DDA-2860	Re-submission of Risk Assessment for Sludge Drying System	9			09-Aug-25 A	09-Mar-26	-115	95.77%				
S3-SDB-DDA-2870	Approval of Risk Assessment for Sludge Drying System	21			10-Mar-26	30-Mar-26	-115	0%				
Plant & Material Submission												
Sludge Dewatering and Drying System												
Sludge Dryer System												
Control Panel (ME003D)												
S3-SDB-PMS-2180	Re-submission of Sludge Dryer System (Control Panel)	0	05-Feb-26	08-Jan-27	17-Aug-24 A	30-Jan-26 A		100%				
S3-SDB-PMS-2190	Review & Approval of Sludge Dryer System (Control Panel)	71	21-Aug-25	04-Sep-25	31-Jan-26 A	10-May-26	-303	29%				
Auxiliary Equipment in Sludge Drying System (ME003E)												
S3-SDB-PMS-1760	Prepare & Submission of Auxiliary Equipment in Sludge Drying System	61	01-Aug-25	29-Oct-25	28-Jul-25 A	30-Apr-26	-36	73.59%				
S3-SDB-PMS-1790	Review & Approval of Auxiliary Equipment in Sludge Drying System	46	30-Dec-25	19-Jan-26	01-May-26	15-Jun-26	-36	0%				
Sludge Feed Pump (ME006)												
S3-SDB-PMS-1660	Re-submission of Sludge Feed Pump	0	06-Sep-25	08-Oct-25	21-Oct-25 A	09-Feb-26 A		100%				
S3-SDB-PMS-1670	Review & Approval of Sludge Feed Pump	83	09-Oct-25	29-Oct-25	10-Feb-26 A	22-May-26	-116	18.63%				
Wet Sludge Hopper and Dried Sludge Silo (ME007)												
S3-SDB-PMS-1680	Prepare & Submission of Wet Sludge Hopper and Dried Sludge Silo	22	01-Feb-25	07-Sep-25	06-Jan-25 A	22-Mar-26	-289	92.99%				
S3-SDB-PMS-1690	Review & comment on Wet Sludge Hopper and Dried Sludge Silo	21	21-Sep-25	11-Oct-25	23-Mar-26	12-Apr-26	-289	0%				
S3-SDB-PMS-1700	Re-submission of Wet Sludge Hopper and Dried Sludge Silo	50	12-Oct-25	08-Dec-25	13-Apr-26	01-Jun-26	-289	0%				
Dynamic Sludge Mixer (ME008)												
S3-SDB-PMS-1750	Review & Approval of Dynamic Sludge Mixer	44	11-Nov-25	01-Dec-25	21-Jan-26 A	13-Apr-26	-188	20%				
Sludge Skips (ME009)												
S3-SDB-PMS-2200	Prepare & Submission of Sludge Skips	89			01-Oct-25 A	28-May-26	-233	58.02%				
Digested Sludge Holding Tank Drain Pump and Polymer Pumps (ME022)												
S3-SDB-PMS-2220	Prepare & Submission of Digested Sludge Holding Tank Drain Pump and Polymer Pumps	56			12-Oct-25 A	25-Apr-26	-334	59.12%				
S3-SDB-PMS-2230	Review & Approval of Digested Sludge Holding Tank Drain Pump and Polymer Pumps	46			26-Apr-26	10-Jun-26	-334	0%				
Biogas Pre-treatment System (ME010)												
S3-SDB-PMS-1040	Prepare & Submission of Biogas Pre-treatment System	15	06-Feb-25	05-Oct-25	13-Jan-25 A	15-Mar-26	-214	96.49%				
S3-SDB-PMS-1070	Review & Approval of Biogas Pre-treatment System	61	22-Nov-25	12-Dec-25	16-Mar-26	15-May-26	-214	0%				
CHP Generator Set (ME011)												
S3-SDB-PMS-1080	Prepare & Submission of CHP Generator Set	0	01-Jun-25	28-Oct-25	09-May-25 A	29-Jan-26 A		100%				
S3-SDB-PMS-1110	Review & Approval of CHP Generator Set	30	19-Nov-25	09-Dec-25	30-Jan-26 A	30-Mar-26	-330	50%				
CHP Heat Recovery System (ME011D)												
S3-SDB-PMS-3580	Prepare & Submission of CHP Heat Recovery System	0			02-Jan-26 A	01-Mar-26	-278	100%				
S3-SDB-PMS-3610	Review & Approval of CHP Heat Recovery System	46			01-Mar-26	15-Apr-26	-278	0%				
Dual Fuel Steam Boiler System (ME013)												
S3-SDB-PMS-1120	Prepare & Submission of Dual Fuel Steam Boiler System	0	01-Feb-25	05-Aug-25	04-Jan-25 A	30-Jan-26 A		100%				
S3-SDB-PMS-1130	Review & comment on Dual Fuel Steam Boiler System	12	25-Aug-25	14-Sep-25	01-Feb-26 A	12-Mar-26	-252	70%				



File Name: DE/2020/01 3M 260228
 Layout: DE2001 (Progress -3M)_Feb 2026
 TASK filter: 3 Months Rolling (2001 YL).

- Remaining Work
- Critical Activity
- Actual Progress
- RP Rev.33
- ◆ RP Rev.33 MS
- ◆ Actual Milestone
- ◆ Milestone

Contract No. DE/2020/01
Yuen Long Effluent Polishing Plant - E&M Works for Sludge Dewatering Building,
Administration Building and Renewable Energy
3 Months Rolling Programme (Based on RP Rev.33) as at 28 Feb 2026

Based on DE/2020/01 Revised Programme Rev.33			
Date	Revision	Checked	Approved
30-Nov-25	Rev.40	IM	JM
31-Dec-25	Rev.41	IM	JM
31-Jan-26	Rev.42	IM	JM
28-Feb-26	Rev.43	IM	JM

Activity ID	Activity Name	Remaining Duration	BL Start (DE/2020/01 RPR33)	BL Finish (DE/2020/01 RPR33)	Start	Finish	Total Float	Activity % Complete	2026			
									Feb 46	Mar 47	Apr 48	May 49
S3-SDB-PMS-1140	Re-submission of Dual Fuel Steam Boiler System	23	25-Sep-25	13-Nov-25	13-Mar-26	04-Apr-26	-252	0%				
S3-SDB-PMS-1150	Review & Approval of Dual Fuel Steam Boiler System	21	14-Nov-25	04-Dec-25	05-Apr-26	25-Apr-26	-252	0%				
Polyelectrolyte Preparation, Mixing, Transfer, Storage and Dosing System (ME016)												
S3-SDB-PMS-1160	Prepare & Submission of Polyelectrolyte Preparation, Mixing, Transfer, Storage & Dosing System	41	01-Feb-25	23-Oct-25	06-Jan-25 A	10-Apr-26	-176	91.09%				
S3-SDB-PMS-1190	Review & Approval of Polyelectrolyte Preparation, Mixing, Transfer, Storage & Dosing System	30	06-Dec-25	26-Dec-25	11-Apr-26	10-May-26	-176	0%				
Deodourisation System												
Deodourisation System (EL-Panel) (ME015B)												
S3-SDB-PMS-3300	Prepare & Submission of Deodourisation System (EL-Panel)	40			01-Oct-25 A	09-Apr-26	-74	72.79%				
S3-SDB-PMS-3330	Review & Approval of Deodourisation System (EL-Panel)	30			10-Apr-26	09-May-26	-74	0%				
DO system (Associate Pipework & Valve & Instrument & Discharge Stack) (ME019)												
S3-SDB-PMS-3340	Prepare & Submission of DO system (Associate Pipework & Valve & Instrument & Discharge Stack)	0			01-Oct-25 A	29-Jan-26 A		100%				
S3-SDB-PMS-3350	Review & comment on DO system (Associate Pipework & Valve & Instrument & Discharge Stack)	0			30-Jan-26 A	09-Feb-26 A		100%				
S3-SDB-PMS-3360	Re-submission of DO system (Associate Pipework & Valve & Instrument & Discharge Stack)	40			10-Feb-26 A	09-Apr-26	-74	32.2%				
S3-SDB-PMS-3370	Review & Approval of DO system (Associate Pipework & Valve & Instrument & Discharge Stack)	30			10-Apr-26	09-May-26	-74	0%				
Air Purifying System with Disinfection (SDB and ADB) (ME020)												
S3-SDB-PMS-1960	Prepare & Submission of Air Purifying System with Disinfection (SDB and ADB)	22	01-Feb-25	05-Jan-26	26-Jan-25 A	22-Mar-26	-210	94.77%				
S3-SDB-PMS-1970	Review & comment on Air Purifying System with Disinfection (SDB and ADB)	21	31-Dec-25	20-Jan-26	23-Mar-26	12-Apr-26	-210	0%				
S3-SDB-PMS-1980	Re-submission of Air Purifying System with Disinfection (SDB and ADB)	50	21-Jan-26	11-Mar-26	13-Apr-26	01-Jun-26	-210	0%				
Lifting Appliance (ME017)												
S3-SDB-PMS-1300	Re-submission of Lifting Appliance	10	30-Aug-25	18-Oct-25	07-Jan-26 A	10-Mar-26	-413	84.13%				
S3-SDB-PMS-1310	Review & Approval of Lifting Appliance	31	19-Oct-25	08-Nov-25	11-Mar-26	10-Apr-26	-413	0%				
Valves and Actuators (DI) (ME021)												
S3-SDB-PMS-1340	Re-submission of Valves and Actuators (DI)	10	28-Oct-25	11-Dec-25	22-Jan-26 A	10-Mar-26	-187	79.17%				
S3-SDB-PMS-1350	Review & Approval of Valves and Actuators (DI)	31	12-Dec-25	01-Jan-26	11-Mar-26	10-Apr-26	-187	0%				
Chemical (uPVC) Pipes, Fittings and Accessories (ME023)												
S3-SDB-PMS-1420	Re-submission of uPVC Pipes, Fittings & Accessories	0	21-Jan-26	18-Feb-26	15-Oct-25 A	29-Jan-26 A		100%				
S3-SDB-PMS-1430	Review & Approval of uPVC Pipes, Fittings & Accessories	91	19-Feb-26	11-Mar-26	30-Jan-26 A	30-May-26	-53	24.79%				
SCADA and PLC system												
PLC Panel System (ICA001)												
S3-SDB-PMS-1460	Re-submission of PLC Panel system	20	02-Nov-25	06-Dec-25	11-Nov-25 A	20-Mar-26	-226	84.62%				
S3-SDB-PMS-1470	Review & Approval of PLC Panel system	61	07-Dec-25	27-Dec-25	21-Mar-26	20-May-26	-226	0%				
SCADA System (ICA002)												
S3-SDB-PMS-3400	Re-submission of SCADA system	20			11-Nov-25 A	20-Mar-26	-226	84.62%				
S3-SDB-PMS-3410	Review & Approval of SCADA system	61			21-Mar-26	20-May-26	-226	0%				
IDMS Workstation (ICA003)												
S3-SDB-PMS-3420	Prepare & Submission of IDMS Workstation, Master Switch and I/O module	20			10-Jan-26 A	20-Mar-26	-226	71.43%				
S3-SDB-PMS-3430	Review & comment on IDMS Workstation, Master Switch and I/O module	21			21-Mar-26	10-Apr-26	-226	0%				
S3-SDB-PMS-3440	Re-submission of IDMS Workstation, Master Switch and I/O module	19			11-Apr-26	29-Apr-26	-226	0%				
S3-SDB-PMS-3450	Review & Approval of IDMS Workstation, Master Switch and I/O module	21			30-Apr-26	20-May-26	-226	0%				
PQEMS (ICA004)												
S3-SDB-PMS-3480	Re-submission of PQEMS	0			11-Nov-25 A	31-Jan-26 A		100%				
S3-SDB-PMS-3490	Review & Approval of PQEMS	102			01-Feb-26 A	10-Jun-26	-247	21.54%				
Gas Detection System (ME026)												
S3-SDB-PMS-1500	Re-submission of Gas Detection System	28	23-Feb-26	09-Apr-26	18-Oct-25 A	28-Mar-26	-169	79.1%				
S3-SDB-PMS-1510	Review & Approval of Gas Detection System	41	10-Apr-26	30-Apr-26	29-Mar-26	08-May-26	-169	0%				
Instrumentation												
Pressure Switch and Pressure Transmitter (ICA005)												
S3-SDB-PMS-2270	Review & Approval of Pressure Switch and Pressure Transmitter	0			31-Dec-25 A	12-Feb-26 A		100%				
Level Alarm Instruments (ICA007)												
S3-SDB-PMS-2350	Review & Approval of Level Alarm Instruments	0			23-Dec-25 A	13-Feb-26 A		100%				



File Name: DE/2020/01 3M 260228
Layout: DE2001 (Progress -3M)_Feb 2026
TASK filter: 3 Months Rolling (2001 YL).

- Remaining Work
- Critical Activity
- Actual Progress
- RP Rev.33
- ◆ RP Rev.33 MS
- ◆ Actual Milestone
- ◆ Milestone

Contract No. DE/2020/01
Yuen Long Effluent Polishing Plant - E&M Works for Sludge Dewatering Building,
Administration Building and Renewable Energy
3 Months Rolling Programme (Based on RP Rev.33) as at 28 Feb 2026

Based on DE/2020/01 Revised Programme Rev.33			
Date	Revision	Checked	Approved
30-Nov-25	Rev.40	IM	JM
31-Dec-25	Rev.41	IM	JM
31-Jan-26	Rev.42	IM	JM
28-Feb-26	Rev.43	IM	JM

Activity ID	Activity Name	Remaining Duration	BL Start (DE/2020/01 RP R33)	BL Finish (DE/2020/01 RP R33)	Start	Finish	Total Fbat	Activity % Complete	2026				
									Feb 46	Mar 47	Apr 48	May 49	
Electromagnetic and Flow Transmitter (ICA008)													
S3-SDB-PMS-2370	Review & comment on Electromagnetic and Flow Transmitter	0			17-Jan-26 A	05-Feb-26 A		100%					
S3-SDB-PMS-2380	Re-submission of Electromagnetic and Flow Transmitter	41			06-Feb-26 A	10-Apr-26	-395	35.94%					
S3-SDB-PMS-2390	Review & Approval of Electromagnetic and Flow Transmitter	122			11-Apr-26	10-Aug-26	-395	0%					
Sight Glass (ICA009)													
S3-SDB-PMS-2410	Review & comment on Sight Glass	0			24-Jan-26 A	16-Feb-26 A		100%					
S3-SDB-PMS-2420	Re-submission of Sight Glass	41			17-Feb-26 A	10-Apr-26	-395	22.64%					
S3-SDB-PMS-2430	Review & Approval of Sight Glass	122			11-Apr-26	10-Aug-26	-395	0%					
Flow Switch (ICA011)													
S3-SDB-PMS-2510	Review & Approval of Flow Switch	0			23-Dec-25 A	06-Feb-26 A		100%					
Total Suspended Solid Instrument (ICA012)													
S3-SDB-PMS-2540	Re-submission of Total Suspended Solid Instrument	0			21-Oct-25 A	20-Feb-26 A		100%					
S3-SDB-PMS-2550	Review & Approval of Total Suspended Solid Instrument	163			21-Feb-26 A	10-Aug-26	-395	4.68%					
Temperature Monitoring Instruments (ICA013)													
S3-SDB-PMS-2590	Review & Approval of Temperature Monitoring Instruments	0			23-Dec-25 A	12-Feb-26 A		100%					
Gas Detector Instruments (ICA015)													
S3-SDB-PMS-2670	Review & Approval of Gas Detector Instruments	163			25-Dec-25 A	10-Aug-26	-395	28.82%					
Ultrasonic Level Sensor (ICA016)													
S3-SDB-PMS-2710	Review & Approval of Ultrasonic Level Sensor	0			23-Dec-25 A	28-Jan-26 A		100%					
Air Ejector System (ME004)													
S3-SDB-PMS-1830	Review & Approval of Air Ejector System	0	29-Nov-25	19-Dec-25	08-Nov-25 A	03-Feb-26 A		100%					
Sludge Conveyors (ME005)													
S3-SDB-PMS-1840	Prepare & Submission of Sludge Conveyors	15	01-Feb-25	05-Aug-25	21-Jan-25 A	15-Mar-26	-116	96.23%					
S3-SDB-PMS-1870	Review & Approval of Sludge Conveyor	31	05-Dec-25	25-Dec-25	16-Mar-26	15-Apr-26	-116	0%					
Sludge Heating System (Biogas Hot-Water Heater) (ME012)													
S3-SDB-PMS-1880	Prepare & Submission of Sludge Heating System (Biogas Hot-Water Heater)	0	01-May-25	27-Sep-25	15-Apr-25 A	13-Feb-26 A		100%					
S3-SDB-PMS-1890	Review & comment on Sludge Heating System (Biogas Hot-Water Heater)	6	12-Sep-25	02-Oct-25	14-Feb-26 A	06-Mar-26	-251	71.43%					
S3-SDB-PMS-1900	Re-submission of Sludge Heating System (Biogas Hot-Water Heater)	18	03-Oct-25	21-Nov-25	07-Mar-26	24-Mar-26	-251	0%					
S3-SDB-PMS-1910	Review & Approval of Sludge Heating System (Biogas Hot-Water Heater)	21	22-Nov-25	12-Dec-25	25-Mar-26	14-Apr-26	-251	0%					
Exhaust Gas Treatment System (ME014)													
S3-SDB-PMS-1920	Prepare & Submission of Exhaust Gas Treatment System	10	01-Jun-25	17-Oct-25	09-May-25 A	10-Mar-26	-76	96.73%					
S3-SDB-PMS-1950	Review & Approval of Exhaust Gas Treatment System	30	05-Dec-25	25-Dec-25	11-Apr-26	10-May-26	-107	0%					
Emergency Diesel Generator System (EL024)													
S3-SDB-PMS-2070	Review & Approval of Emergency Diesel Generator System	150	01-Jun-25	31-Jan-26	11-Oct-25 A	28-Jul-26	-338	25%					
LVSB (EL008)													
S3-SDB-PMS-2740	Re-submission of LVSB	0			04-Dec-25 A	30-Jan-26 A		100%					
S3-SDB-PMS-2750	Review & Approval of LVSB	59			31-Jan-26 A	28-Apr-26	-218	32.95%					
UPS(EL025)													
S3-SDB-PMS-2850	Review & Approval of UPS	150			24-Sep-25 A	28-Jul-26	-218	51.3%					
Scissor Platform spare plant for operation (ME029)													
S3-SDB-PMS-3240	Re-submission of Scissor Platform spare plant for operation	91			09-Dec-25 A	30-May-26	-401	18.75%					
Chemical Anchors, Bolts, Nuts and Washer (ME024)													
S3-SDB-PMS-3200	Re-submission of Chemical Anchors, Bolts, Nuts & Washer	0			04-Oct-25 A	02-Feb-26 A		100%					
S3-SDB-PMS-3210	Review & Approval of Chemical Anchors, Bolts, Nuts & Washer	30			03-Feb-26 A	30-Mar-26	51	46.43%					
Permanent working platform & Pipe Support (ME028)													
S3-SDB-PMS-3520	Re-submission of Permanent working platform & Pipe Support	10			13-Dec-25 A	10-Mar-26	-3	87.18%					
S3-SDB-PMS-3530	Review & Approval of Permanent working platform & Pipe Support	31			11-Mar-26	10-Apr-26	-3	0%					
Valve and Actuator (SS) (BS023)													
S3-SDB-PMS-3540	Prepare & Submission of Valves and Actuators (SS)	41			01-Dec-25 A	10-Apr-26	-217	50%					
S3-SDB-PMS-3570	Review & Approval of Valves and Actuators (SS)	30			11-Apr-26	10-May-26	-217	0%					
Method Statement													
Sludge Mixing System													
S3-SDB-MS-1000	Prepare & Submission of method statement of installation of Sludge Mixing System	45	30-Oct-25	13-Dec-25	01-May-26	14-Jun-26	-190	0%					
Deodorisation Unit/System													
S3-SDB-MS-1520	Prepare & Submission of method statement of installation of Deodorisation Unit/System	30	16-Nov-25	15-Dec-25	01-May-26	30-May-26	-195	0%					



File Name: DE/2020/01 3M 260228
Layout: DE2001 (Progress -3M)_Feb 2026
TASK filter: 3 Months Rolling (2001 YL).

- Remaining Work
- Critical Activity
- Actual Progress
- RP Rev.33
- ◆ RP Rev.33 MS
- ◆ Actual Milestone
- ◆ Milestone

Contract No. DE/2020/01
Yuen Long Effluent Polishing Plant - E&M Works for Sludge Dewatering Building,
Administration Building and Renewable Energy
3 Months Rolling Programme (Based on RP Rev.33) as at 28 Feb 2026

Based on DE/2020/01 Revised Programme Rev.33			
Date	Revision	Checked	Approved
30-Nov-25	Rev.40	IM	JM
31-Dec-25	Rev.41	IM	JM
31-Jan-26	Rev.42	IM	JM
28-Feb-26	Rev.43	IM	JM

Activity ID	Activity Name	Remaining Duration	BL Start (DE/2020/01 RPR33)	BL Finish (DE/2020/01 RPR33)	Start	Finish	Total Float	Activity % Complete	2026				
									Feb 46	Mar 47	Apr 48	May 49	
Air Purifier System with Disinfection													
S3-SDB-MS-1560	Prepare & Submission of method statement of installation of Air Purifier System with Disinfection	30	29-May-26	27-Jun-26	16-Mar-26	14-Apr-26	-73	0%					
S3-SDB-MS-1570	Review & comment on method statement of installation of Air Purifier System with Disinfection	30	28-Jun-26	27-Jul-26	15-Apr-26	14-May-26	-73	0%					
S3-SDB-MS-1580	Re-submission of method statement of installation of Air Purifier System with Disinfection	30	28-Jul-26	26-Aug-26	15-May-26	13-Jun-26	-73	0%					
Lifting Appliance													
S3-SDB-MS-1600	Prepare & Submission of method statement of installation of Lifting Appliance	30	21-Jan-26	07-Mar-26	11-Apr-26	10-May-26	-379	0%					
S3-SDB-MS-1610	Review & comment on method statement of installation of Lifting Appliance	30	08-Mar-26	06-Apr-26	11-May-26	09-Jun-26	-379	0%					
Fire Services System													
S3-SDB-MS-2000	Prepare & Submission of method statement of installation of FS system	30	11-Nov-25	10-Dec-25	01-Mar-26	30-Mar-26	-248	0%					
S3-SDB-MS-2010	Review & comment on method statement of installation of FS system	21	11-Dec-25	31-Dec-25	31-Mar-26	20-Apr-26	-248	0%					
S3-SDB-MS-2020	Re-submission of method statement of installation of FS system	30	01-Jan-26	30-Jan-26	21-Apr-26	20-May-26	-248	0%					
S3-SDB-MS-2030	Approval of method statement of installation of FS system	21	31-Jan-26	20-Feb-26	21-May-26	10-Jun-26	-248	0%					
MVAC System (with effluent cooling system)													
S3-SDB-MS-2040	Prepare & Submission of method statement of installation of MVAC System (with effluent cooling system)	30	04-Apr-26	03-May-26	06-May-26	04-Jun-26	-258	0%					
P&D System													
S3-SDB-MS-2080	Prepare & Submission of method statement of installation of P&D System	30	26-May-26	24-Jun-26	06-May-26	04-Jun-26	-192	0%					
Earthing & Lightning Protection System													
S3-SDB-MS-2640	Prepare & Submission of method statement of Earthing & Lightning Protection System	30	12-Sep-25	11-Oct-25	01-Mar-26	30-Mar-26	-24	0%					
S3-SDB-MS-2650	Review & comment on method statement of Earthing & Lightning Protection System	21	12-Oct-25	01-Nov-25	31-Mar-26	20-Apr-26	-24	0%					
S3-SDB-MS-2660	Re-submission of method statement of Earthing & Lightning Protection System	28	02-Nov-25	29-Nov-25	21-Apr-26	18-May-26	-24	0%					
S3-SDB-MS-2670	Approval of method statement of Earthing & Lightning Protection System	21	30-Nov-25	20-Dec-25	19-May-26	08-Jun-26	-24	0%					
SAT / T&C procedure													
Lifting Appliance													
S3-SDB-SAT-1600	Prepare & Submission of SAT/ T&C Procedure (with Test Form) of Lifting Appliance	30	03-May-26	01-Jun-26	11-Apr-26	10-May-26	-153	0%					
S3-SDB-SAT-1610	Review & comment on SAT/ T&C Procedure (with Test Form) of Lifting Appliance	30	02-Jun-26	01-Jul-26	11-May-26	09-Jun-26	-153	0%					
Earthing & Lightning Protection System													
S3-SDB-SAT-2680	Prepare & Submission of T&C Plan (include FAT & SAT) of Earthing & Lightning Protection System	30	12-Oct-25	10-Nov-25	31-Mar-26	29-Apr-26	-16	0%					
S3-SDB-SAT-2690	Review & comment on T&C Plan (include FAT & SAT) of Earthing & Lightning Protection System	21	11-Nov-25	01-Dec-25	30-Apr-26	20-May-26	-16	0%					
S3-SDB-SAT-2700	Re-submission of T&C Plan (include FAT & SAT) of Earthing & Lightning Protection System	28	02-Dec-25	29-Dec-25	21-May-26	17-Jun-26	-16	0%					
Manufacture, FAT & Delivery of Major Equipment													
S3-SDB-MD-1000	Manufacture with FAT (4 months) & Delivery(1 months) of Lifting Appliance	154	09-Nov-25	09-May-26	30-Apr-26*	30-Sep-26	-432	0%					
S3-SDB-MD-1010	Manufacture of Dewatering Centrifuge	0	01-Jun-25	28-Feb-26	23-May-25 A	19-Feb-26 A		100%					
S3-SDB-MD-1020	FAT for Dewatering Centrifuge	0	21-Jan-26	19-Feb-26	22-Jan-26 A	20-Feb-26 A		100%					
S3-SDB-MD-1030	Delivery of Dewatering Centrifuge	24	20-Feb-26	21-Mar-26	21-Feb-26 A	24-Mar-26	57	20%					
S3-SDB-MD-1040	Manufacture of Dryer Centrifuge	162	01-Jun-25	28-Feb-26	10-Nov-25 A	09-Aug-26	-69	40.66%					
S3-SDB-MD-1070	Manufacture of Paddle Dryer	122	31-Aug-25	01-Aug-26	19-Aug-25 A	19-Aug-26	-135	66.67%					
S3-SDB-MD-1100	Manufacture with FAT (5 months) & Delivery(1 month) of Dynamic Sludge Mixer	184	02-Dec-25	02-Sep-26	22-Apr-26*	22-Oct-26	-197	0%					
S3-SDB-MD-1110	Manufacture with FAT (5 months) & Delivery(1 month) of Screw Conveyor	110	05-Sep-25	05-Feb-26	19-Dec-25 A	18-Jun-26	-43	39.56%					
S3-SDB-MD-1120	Manufacture with FAT (5 months) & Delivery(1 month) of Air Ejector	177	20-Dec-25	20-May-26	24-Feb-26 A	24-Aug-26	-117	2.75%					
S3-SDB-MD-1134	Manufacture with FAT (2 months) & Delivery(1 month) of Sludge Feed Pump	92	30-Oct-25	28-Feb-26	22-May-26	21-Aug-26	-116	0%					



File Name: DE/2020/01 3M 260228
 Layout: DE2001 (Progress -3M)_Feb 2026
 TASK filter: 3 Months Rolling (2001 YL).
 Page 12 of 13

■ Remaining Work ◆ RP Rev.33 MS
■ Critical Activity ◆ Actual Milestone
◆ Milestone
■ Actual Progress
■ RP Rev.33

Contract No. DE/2020/01
Yuen Long Effluent Polishing Plant - E&M Works for Sludge Dewatering Building,
Administration Building and Renewable Energy
3 Months Rolling Programme (Based on RP Rev.33) as at 28 Feb 2026

Based on DE/2020/01 Revised Programme Rev.33			
Date	Revision	Checked	Approved
30-Nov-25	Rev.40	IM	JM
31-Dec-25	Rev.41	IM	JM
31-Jan-26	Rev.42	IM	JM
28-Feb-26	Rev.43	IM	JM

Activity ID	Activity Name	Remaining Duration	BL Start (DE/2020/01 RPR33)	BL Finish (DE/2020/01 RPR33)	Start	Finish	Total Float	Activity % Complete	2026			
									Feb 46	Mar 47	Apr 48	May 49
S3-SDB-MD-1138	Manufacture with FAT (6 months) & Delivery(1 month) of Sludge Heating System - Heat Exchanger and Recirculation System	215	13-Dec-25	13-Jul-26	20-May-26*	20-Dec-26	-287	0%				
S3-SDB-MD-1140	Manufacture with FAT (6 months) & Delivery(1 month) of Biogas Pre-treatment System	215	13-Dec-25	13-Jul-26	15-May-26*	15-Dec-26	-214	0%				
S3-SDB-MD-1150	Manufacture with FAT (11 months) & Delivery(1 month) of CHP System	366	10-Dec-25	10-Feb-27	30-Mar-26*	30-Mar-27	-330	0%				
S3-SDB-MD-1155	Manufacture with FAT (3 months) & Delivery(1 month) of Exhaust Gas Treatment System	123	26-Dec-25	26-Apr-26	10-May-26	09-Sep-26	-107	0%				
S3-SDB-MD-1160	Manufacture with FAT (6 months) & Delivery(1 month) of Steam Boiler System	276	05-Dec-25	04-Sep-26	25-Apr-26	25-Jan-27	-252	0%				
S3-SDB-MD-1180	Manufacture with FAT (6 months) & Delivery(1 month) of Deodorisation System	150	19-Nov-25	19-Apr-26	29-Dec-25 A	28-Jul-26	-154	29.25%				
S3-SDB-MD-1290	Manufacture with FAT (7 months) & Delivery(1 month) of Off Gas Condenser System	98	11-Oct-25	11-Jun-26	06-Oct-25 A	06-Jun-26	-31	59.84%				
S3-SDB-MD-1300	Manufacture with FAT (3 months) & Delivery(1 month) of Sludge Conveyors	185	26-Dec-25	26-Jun-26	15-Apr-26	16-Oct-26	-116	0%				
S3-SDB-MD-1310	Manufacture with FAT (5 months) & Delivery(1 month) of Valves and Actuator (DI)	185			10-May-26*	10-Nov-26	-217	0%				
S3-SDB-MD-1315	Manufacture with FAT (5 months) & Delivery(1 month) of Valves and Actuator (SS)	185			10-May-26	10-Nov-26	-217	0%				
Interfacing Works												
S3-SDB-IFW-1000	Interface Works with Other Contract (including: Slab / Wall openings, Concrete Plinths, Cast-in Item, etc)	28	01-Jan-23	27-Feb-23	01-Feb-25 A	28-Mar-26	-273	93.35%				
S3-SDB-IFW-1010	Design submission with Interface Works on Plant Services Water	28	01-Jun-25	05-Nov-25	24-Aug-25 A	28-Mar-26	41	87.1%				
S3-SDB-IFW-1020	Design Submission with Interface Works on Biogas Pipes & Hot Water Pipes Connections	89	12-Dec-25	31-Aug-26	25-Apr-25 A	28-May-26	-81	77.69%				
S3-SDB-IFW-1030	Design Submission with Interface Works on Digested Sludge Pipes Connection	61	01-May-25	10-Jul-26	15-Jan-24 A	30-Apr-26	84	92.71%				
S3-SDB-IFW-1040	Design Submission with Interface Works on Process Water Treatment	30	01-May-25	31-Jan-26	29-Jan-25 A	30-Mar-26	39	92.96%				
S3-SDB-IFW-1060	Design Submission with Interface Works on Centrate & Filtrate Pipes	90	16-Oct-25	13-Jan-26	01-Mar-26	29-May-26	-158	0%				
S3-SDB-IFW-1080	Design Submission with Interface Works on Digested Sludge Holding Tank Drain Pipe	28	01-Aug-24	10-Sep-25	24-Aug-25 A	28-Mar-26	-25	87.1%				
S3-SDB-IFW-1090	Design Submission with Interface Works on Provisions in LV Switchroom at SDB	90	21-Aug-25	18-Nov-25	01-May-26	29-Jul-26	-295	0%				
S3-SDB-IFW-1100	Design Submission with Interface Works on PQEMS	90	19-Jun-25	21-Mar-26	01-May-26	29-Jul-26	-295	0%				
S3-SDB-IFW-1110	Design Submission with Interface Works on Cable Routing between SDB & ADB(LV)	90	02-Jul-25	03-Apr-26	21-Mar-26	18-Jun-26	-254	0%				
S3-SDB-IFW-1150	Design Submission with Interface Works on Shared Fresh Air intake for SDB loading & unloading level	90	21-Dec-25	20-Mar-26	01-Mar-26	29-May-26	-180	0%				
S3-SDB-IFW-1160	Design Submission with Interface Works on Sprinkler Water, Fire Hydrant & Hose Reel Water Main.	90	02-Dec-25	01-Mar-26	06-May-26	03-Aug-26	-246	0%				
S3-SDB-IFW-1170	Design Submission with Interface Works on Emergency Generator Set	89	02-Jun-25	06-Mar-26	06-Feb-24 A	28-May-26	-270	89.44%				
S3-SDB-IFW-1180	Design Submission with Interface Works on Connection between Local Fire Alarm Indication, local & master control panel	90	02-Dec-25	01-Mar-26	06-May-26	03-Aug-26	-201	0%				
S3-SDB-IFW-1190	Design Submission with Interface Works on Plumbing & Drainage	89	26-May-26	23-Aug-26	17-Dec-25 A	28-May-26	-51	45.4%				
E&M Installation												
External Area												
Utilities Corridor												
S3-UC-IN-1020	Tentative Access Date for Utilities Corridor (UC4) (According to the interface meeting with C1)	0	01-Mar-27		30-Apr-26*		-15	0%				
Testing and Commissioning												
SAT												
S3-SDB-TC-1215	Provision of Drainage Pipe (Provided by C1) (According to Interface Meeting with C1)	0			01-Mar-26*		253	0%				
S3-SDB-TC-1237	Application for on-grid connection to CLP include Renewable Energy (CHP and Solar PV System)	178	02-Jun-25	24-Jun-26	12-Mar-25 A	06-Oct-26	-128	54.71%				
Statutory Submission, Inspection & Approval												
Electrical and Mechanical Services Department												
S3-SDB-SS-1200	BEE0 Stage one: Submit EE1 & EE-SU to EMSD	15	01-Aug-25	29-Sep-25	17-Oct-25 A	15-Mar-26	-247	87.7%				



File Name: DE/2020/01 3M 260228
 Layout: DE2001 (Progress -3M)_Feb 2026
 TASK filter: 3 Months Rolling (2001 YL).

- Remaining Work
- Critical Activity
- Actual Progress
- RP Rev.33
- ◆ RP Rev.33 MS
- ◆ Actual Milestone
- ◆ Milestone

Contract No. DE/2020/01
Yuen Long Effluent Polishing Plant - E&M Works for Sludge Dewatering Building, Administration Building and Renewable Energy
3 Months Rolling Programme (Based on RP Rev.33) as at 28 Feb 2026

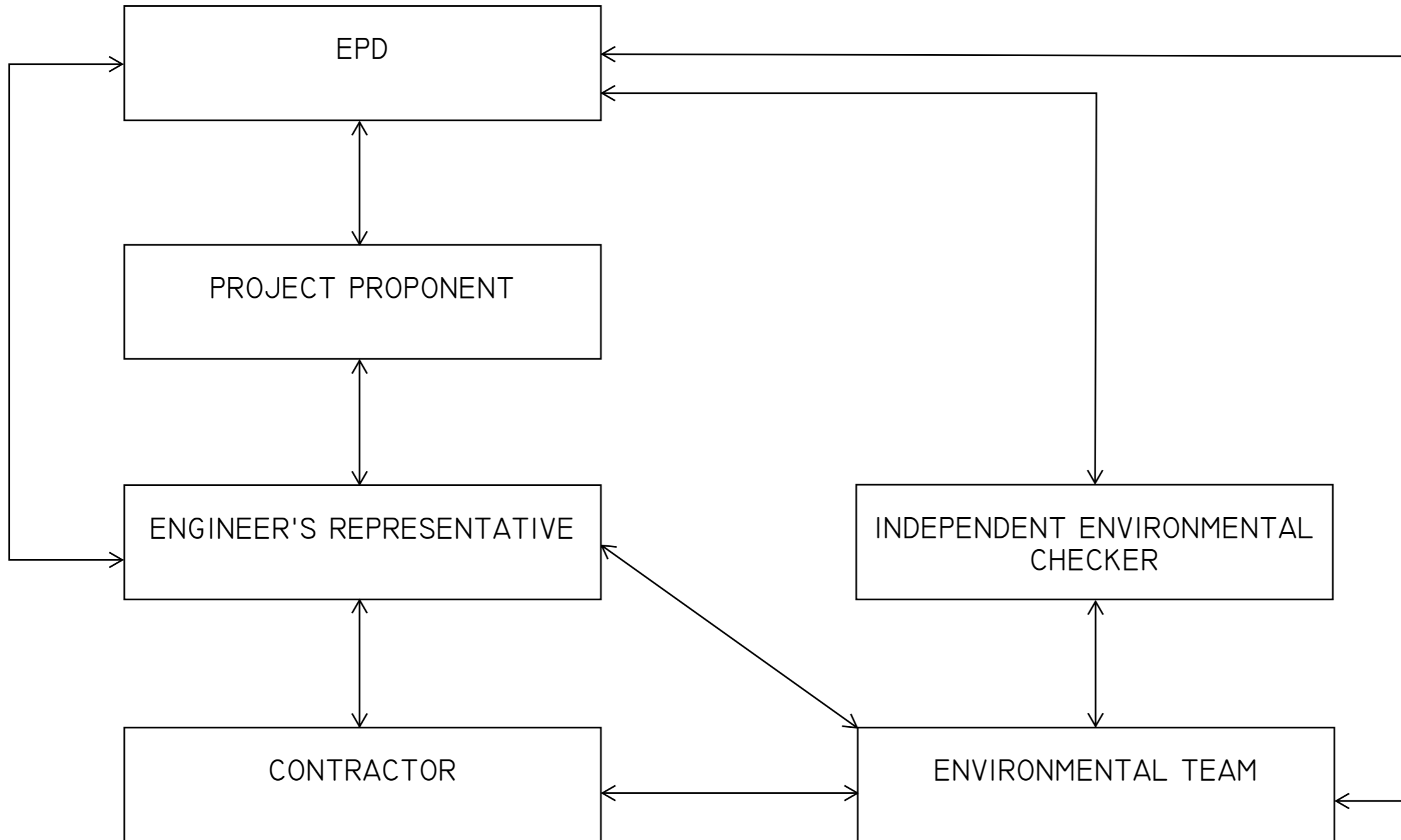
Based on DE/2020/01 Revised Programme Rev.33			
Date	Revision	Checked	Approved
30-Nov-25	Rev.40	IM	JM
31-Dec-25	Rev.41	IM	JM
31-Jan-26	Rev.42	IM	JM
28-Feb-26	Rev.43	IM	JM

Appendix B

Project Organization Chart

LEGEND:

↔ LINE OF COMMUNICATION



PROJECT
項目

YUEN LONG EFFLUENT
POLISHING PLANT -
INVESTIGATION, DESIGN
AND CONSTRUCTION

CLIENT
業主



CONSULTANT
工程顧問公司

AECOM Asia Company Ltd.
www.aecom.com

SUB-CONSULTANTS
分判工程顧問公司

ISSUE/REVISION
發行

I/R 發行	DATE 日期	DESCRIPTION 內容摘要	CHK. 審核

STATUS
階段

SCALE
比例

A3 1 : 40000

DIMENSION UNIT
尺寸單位

METRES

KEY PLAN
索引圖

PROJECT NO.
項目編號

60505476

CONTRACT NO.
合約編號

CE 3/2015 (DS)

SHEET TITLE
圖紙名稱

PROJECT ORGANISATION

SHEET NUMBER
圖紙編號

This drawing has been prepared for the use of AECOM's client. It may not be used, modified, reproduced or related upon by third parties, except as agreed by AECOM or as required by law. AECOM accepts no responsibility, and denies any liability whatsoever, to any party that uses or relies on this drawing without AECOM's express written consent. Do not scale this document. All measurements must be obtained from the master dimensions.

Appendix C

Action and Limit Levels

Action and Limit Levels for Air Quality

Parameters	Action Level	Limit Level
1-hour TSP Level in $\mu\text{g}/\text{m}^3$	¹ For baseline level $\leq 384 \mu\text{g}/\text{m}^3$, Action level = (baseline level * 1.3 + Limit level)/2; For baseline level $> 384 \mu\text{g}/\text{m}^3$, Action level = Limit level	500 $\mu\text{g}/\text{m}^3$

Notes:

1. The Action Level for 1-hour TSP Level:

a) AM1 = $(63 \times 1.3 + 500) / 2 = 291 \mu\text{g}/\text{m}^3$;

b) AM2 = $(70 \times 1.3 + 500) / 2 = 296 \mu\text{g}/\text{m}^3$.

Action and Limit Levels for Construction Noise

Time Period	Action Level	Limit Level
0700 - 1900 hours on normal weekdays	When one documented complaint is received	75 dB(A) *

Notes:

1. If works are to be carried out during restricted hours, the conditions stipulated in the construction noise permit issued by the Noise Control Authority have to be followed.

2. Correction of +3 dB(A) shall be made to the free field measurements.

Action and Limit Levels for Water Quality

Parameters	Action Levels	Limit Levels
Construction Phase Water Quality Monitoring		
DO in mg/L (Surface, Middle & Bottom) ²	<u>Surface & Middle</u> 5%-ile of baseline data for surface and middle layer. <u>Bottom</u> 5%-ile of baseline data for bottom layer.	<u>Surface & Middle</u> 4 mg/L or 1%-ile of baseline data for surface and middle layer. <u>Bottom</u> 2 mg/L or 1%-ile of baseline data for bottom layer.
SS in mg/L (depth-averaged ¹) ³	95%-ile of baseline data or 120% of upstream control station's SS recorded on the same day	99%-ile of baseline data or 130% of upstream control station's SS recorded on the same day
Turbidity in NTU (depth-averaged ¹) ³	95%-ile of baseline data or 120% of upstream control station's turbidity recorded on the same day	99%-ile of baseline data or 130% of upstream control station's turbidity recorded on the same day

Notes:

1. "Depth-averaged" is calculated by taking the arithmetic means of reading of all three depths;

2. For DO, non-compliance of the water quality limits occurs when monitoring result is lower than the limits;

3. For SS and turbidity, non-compliance of the water quality limits occurs when monitoring result is higher than the limits

Action and Limit Levels for Ecology

Active Ardeid Night Roost Survey

As there are no specific guidelines on noise thresholds for roosting ardeids, the Action and Limit levels specified in below table were based on study conducted on exploring behavioural responses of shorebirds to impulsive noise (Wright et al. 2010).

Time Period	Action Level	Limit Level
after 17:30 during dry season after 18:00 during wet season	65.5 dB(A) ¹	72.2 dB(A) ²

Notes:

1. Behavioural response of some kind more likely to occur
2. Flight with abandonment of the site becomes the most likely outcome of the disturbance

Ecological Monitoring of Birds

Method	Parameters	Action Level ³	Limit Level ³
Transect	Abundance of all avifauna species (including but not only limited to overwintering waterbirds) in the community	Significant decline ^{1,2} in any of these parameters during the current monitoring month relative to the corresponding month during the baseline survey.	Significant decline in any of these parameters for three consecutive months.
	Species diversity of all avifauna species (including but not only limited to overwintering waterbirds) in the community		
	Abundance of species with conservation importance only		
	Species diversity of species with conservation importance only		
Point Count	Abundance of all avifauna species (including but not only limited to overwintering waterbirds) in the community		
	Species diversity of all avifauna species (including but not only limited to overwintering waterbirds) in the community		
	Abundance of species with conservation importance only		
	Species diversity of species with conservation importance only		

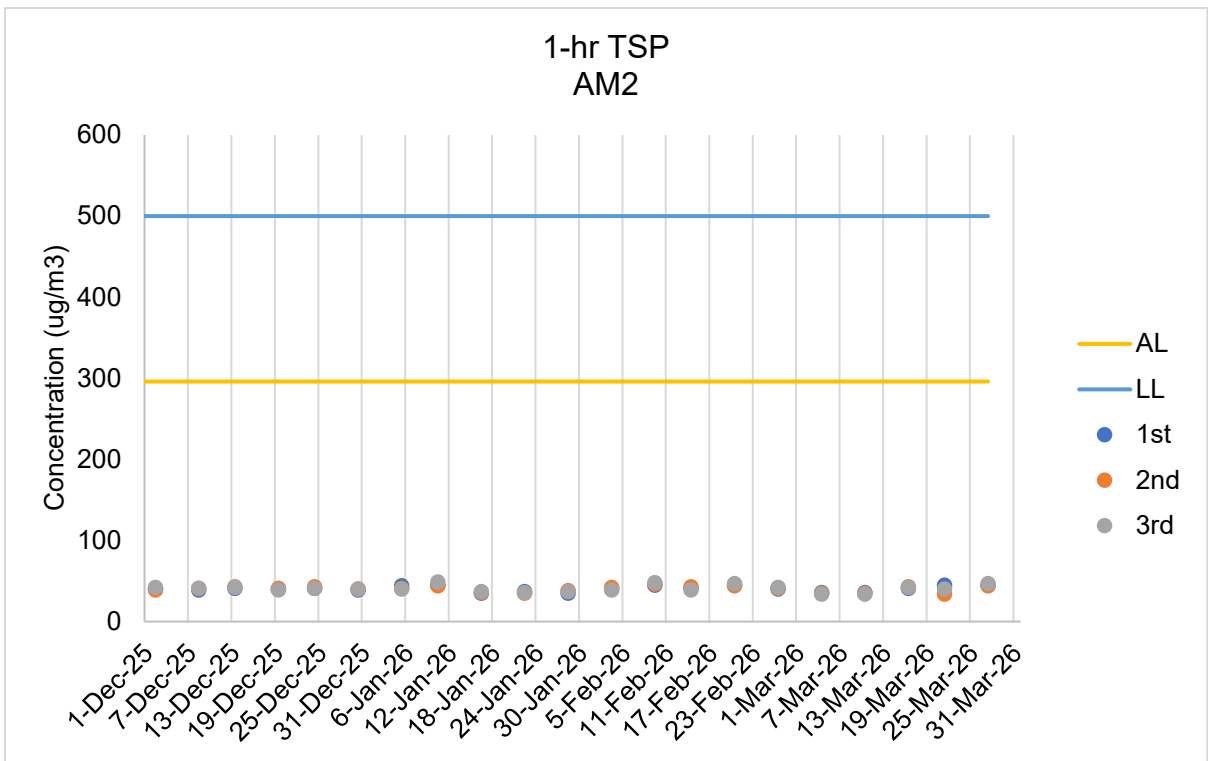
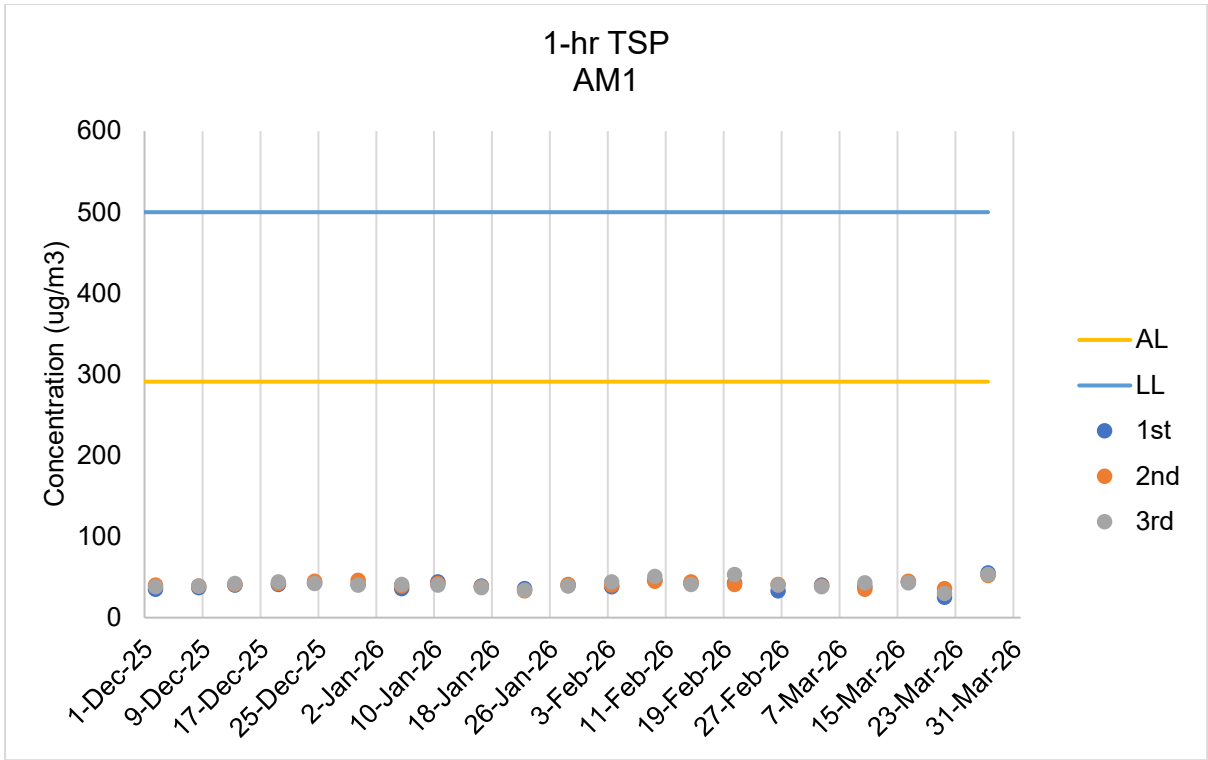
Notes:

1. Significant decline in abundance will be determined using two-tailed t-test, $\alpha = 0.05$.
2. Significant decline in species diversity will be determined using the Hutcheson t-test, two tailed.
3. Response will be triggered if any of the above level is reached for each parameter

Appendix D

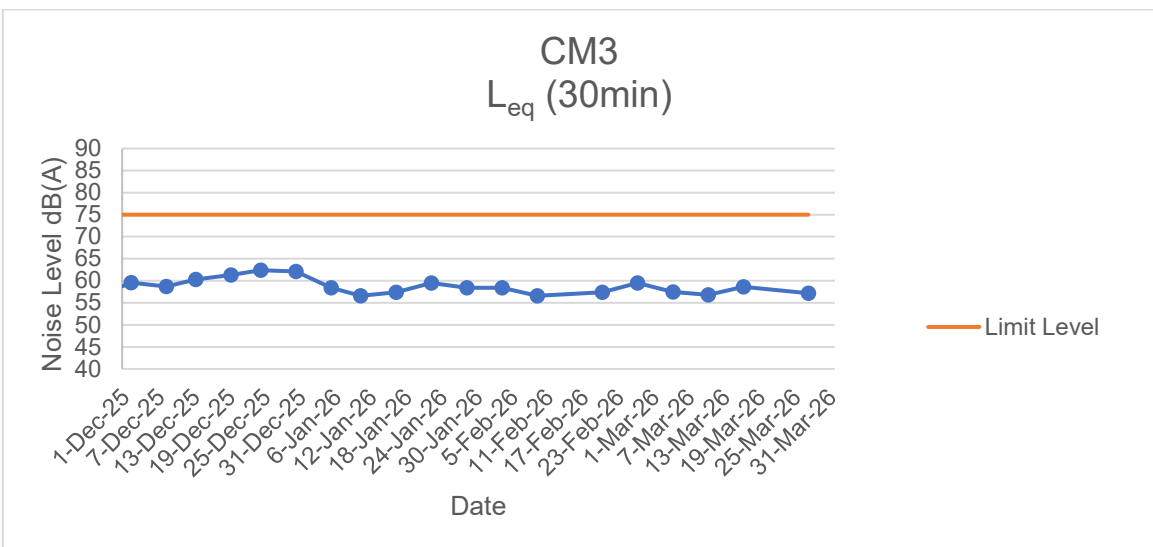
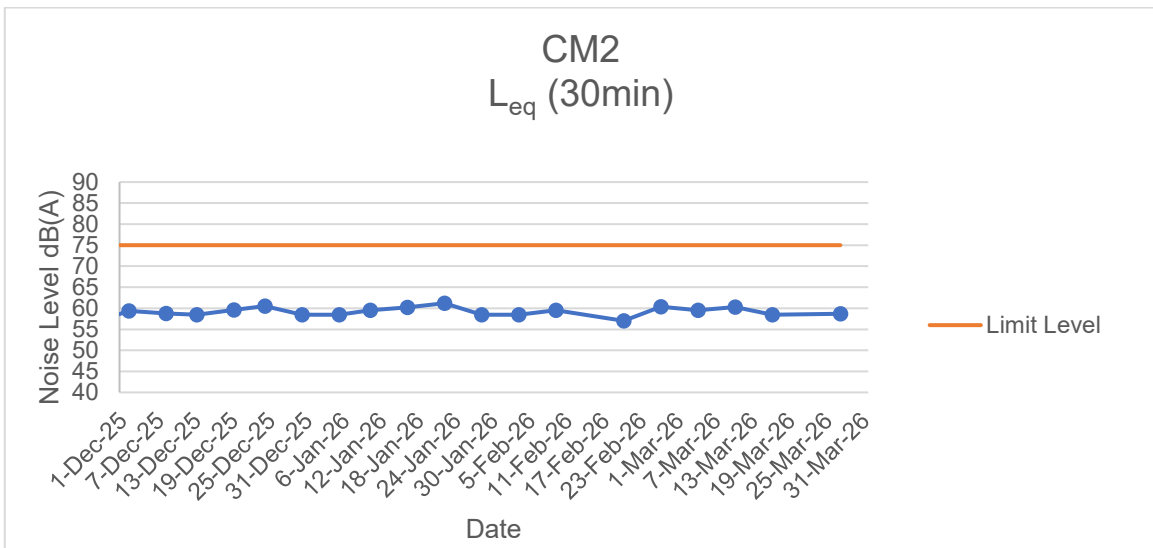
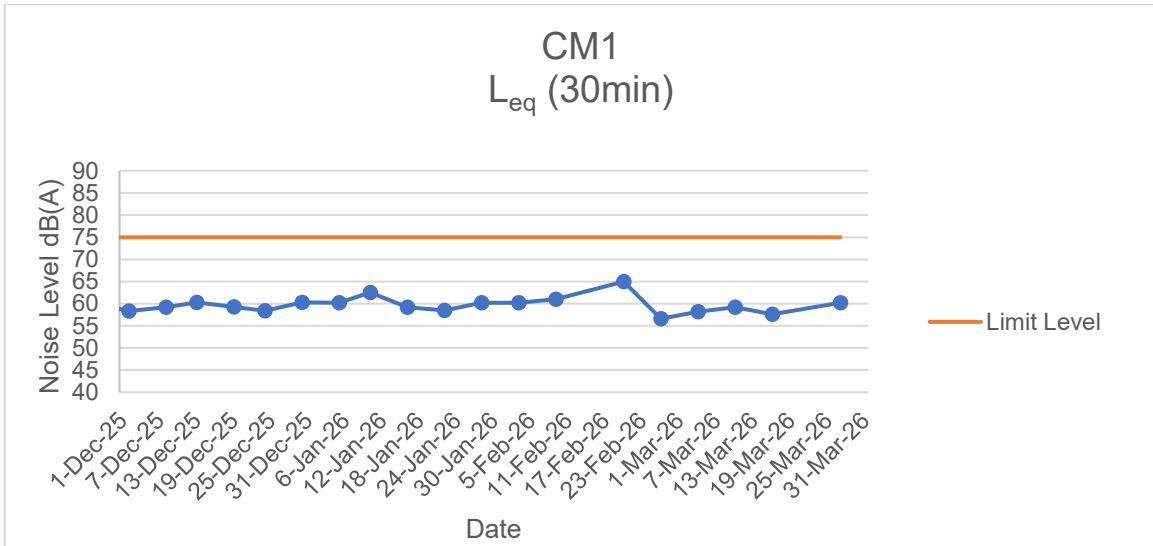
Graphical Presentation of Monitoring Data

Air Quality Monitoring Results



Air Quality Monitoring Results

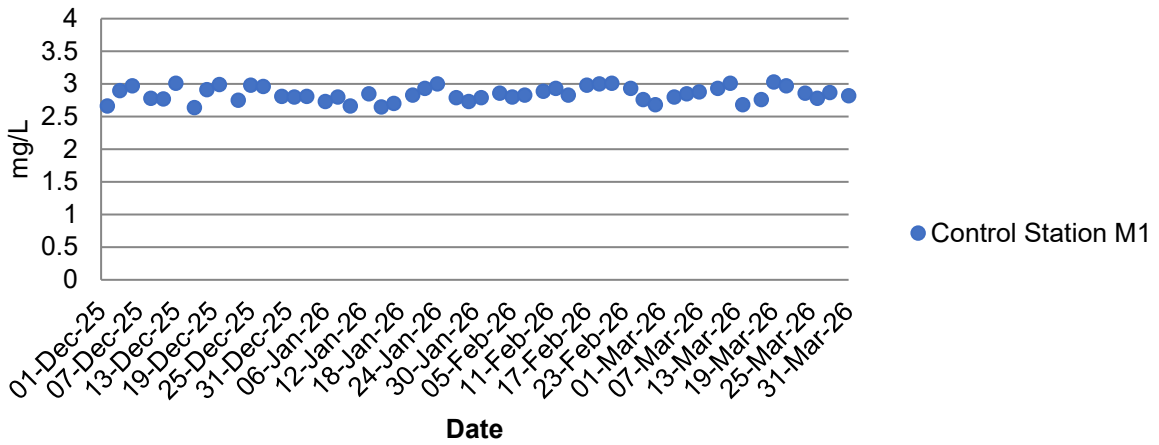
Noise Monitoring Results



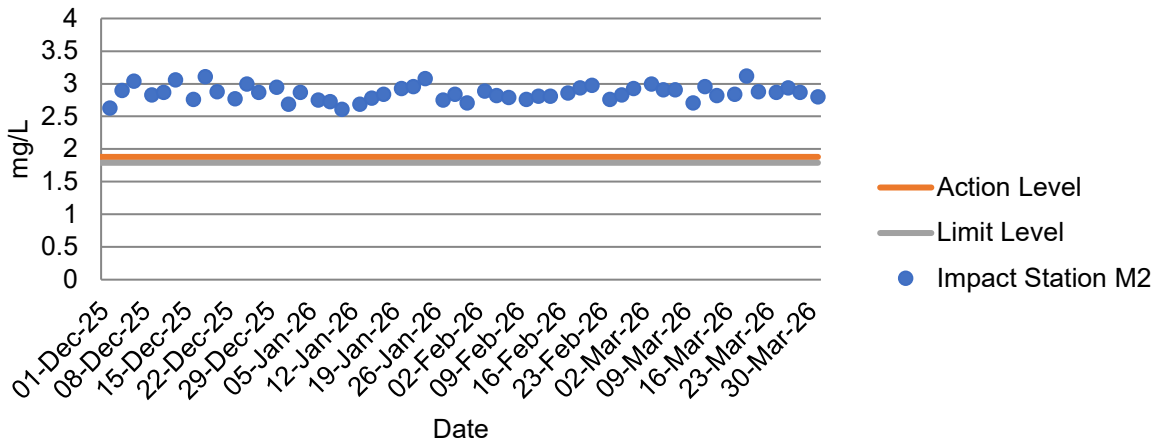
Noise Monitoring Results

Water Quality Monitoring Results

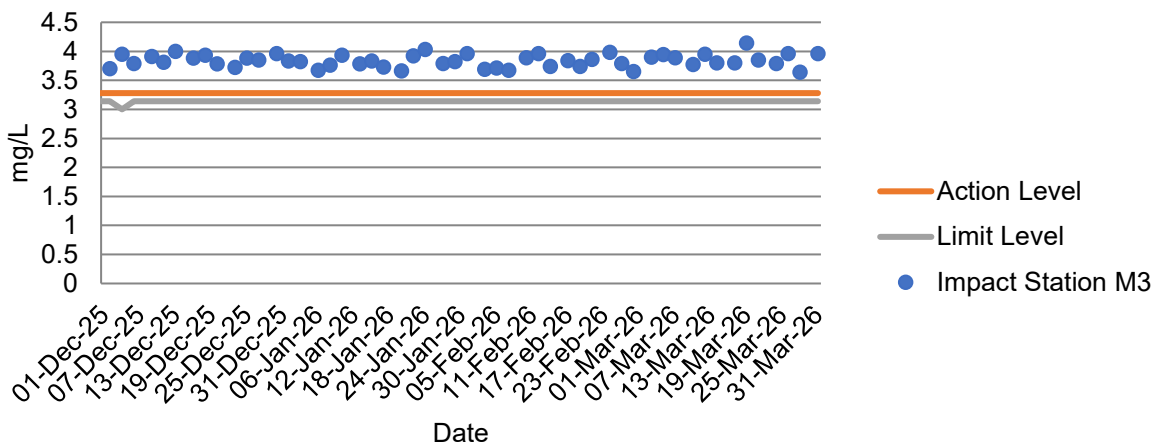
Dissolved Oxygen at Mid-Flood Tide



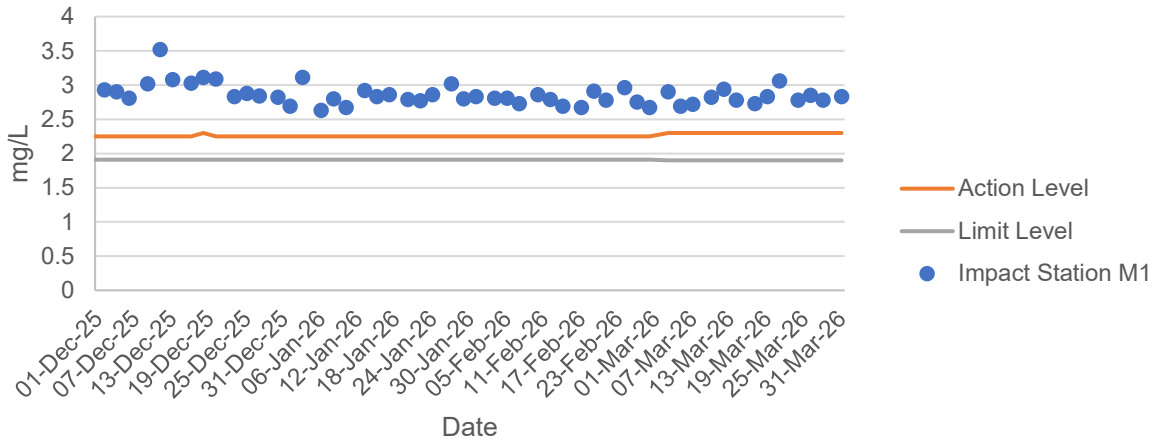
Dissolved Oxygen at Mid-Flood Tide



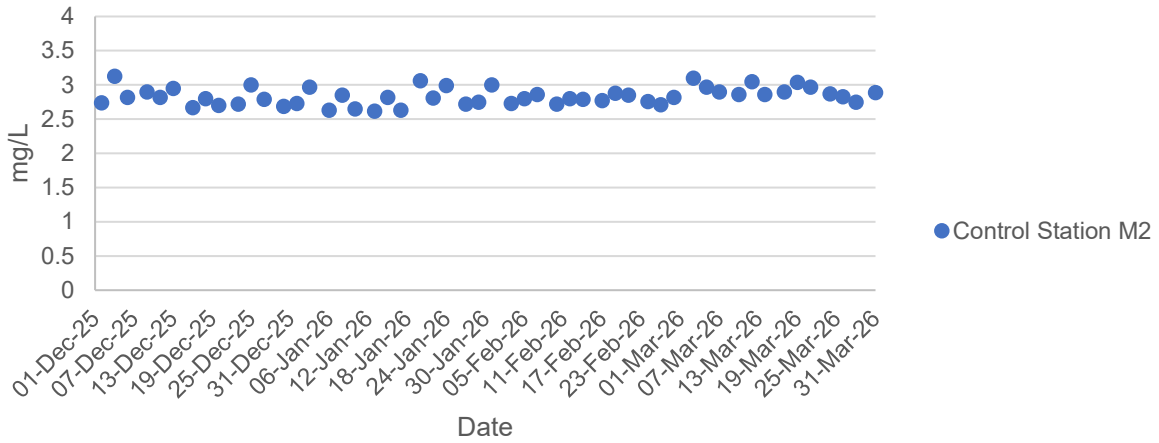
Dissolved Oxygen at Mid-Flood Tide



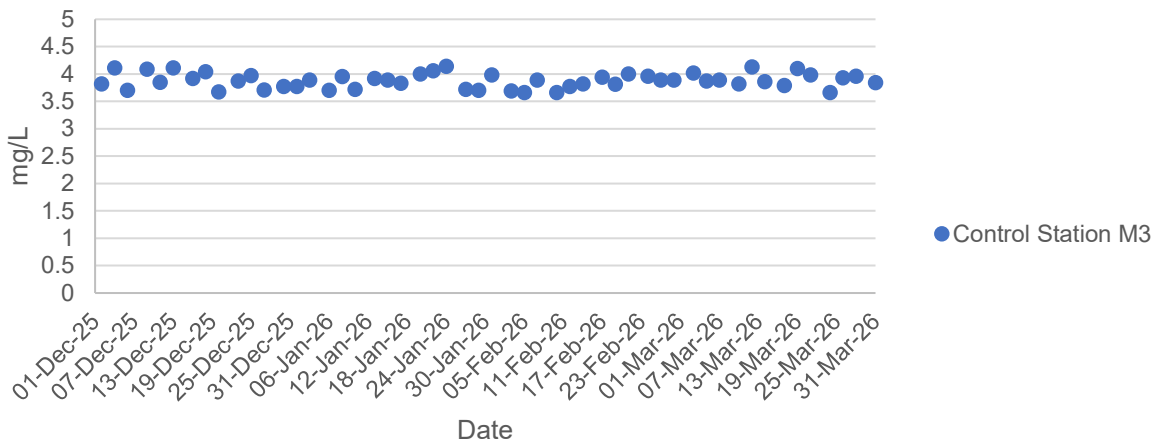
Dissolved Oxygen at Mid-Ebb Tide



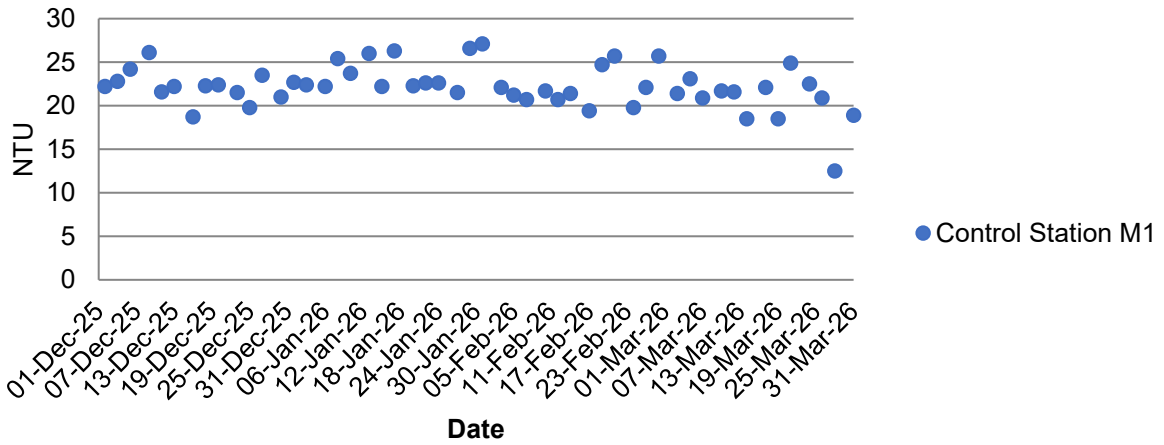
Dissolved Oxygen at Mid-Ebb Tide



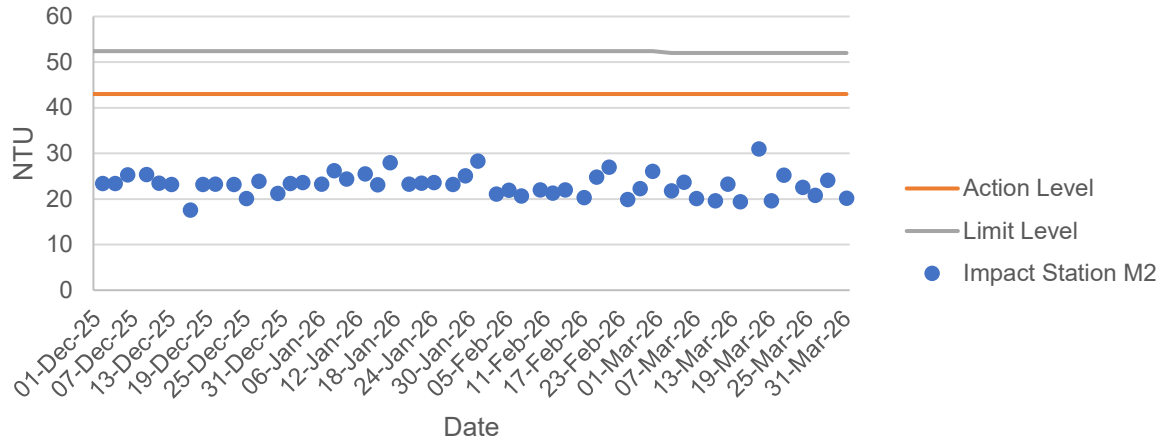
Dissolved Oxygen at Mid-Ebb Tide



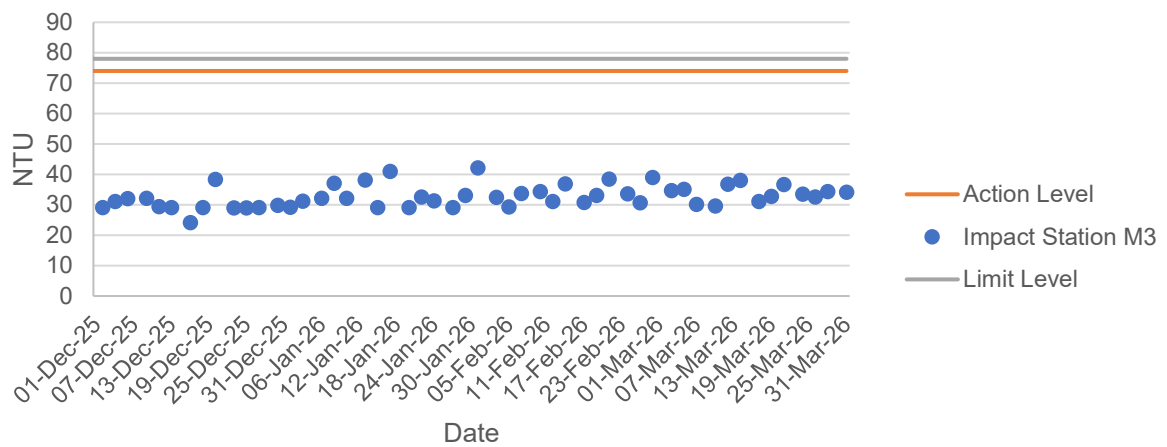
Turbidity at Mid-Flood Tide



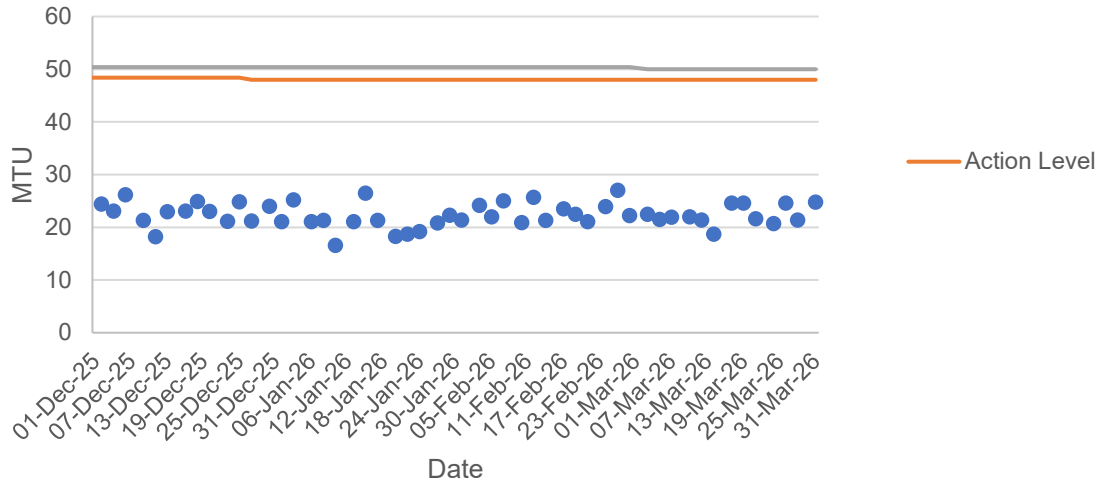
Turbidity at Mid-Flood Tide



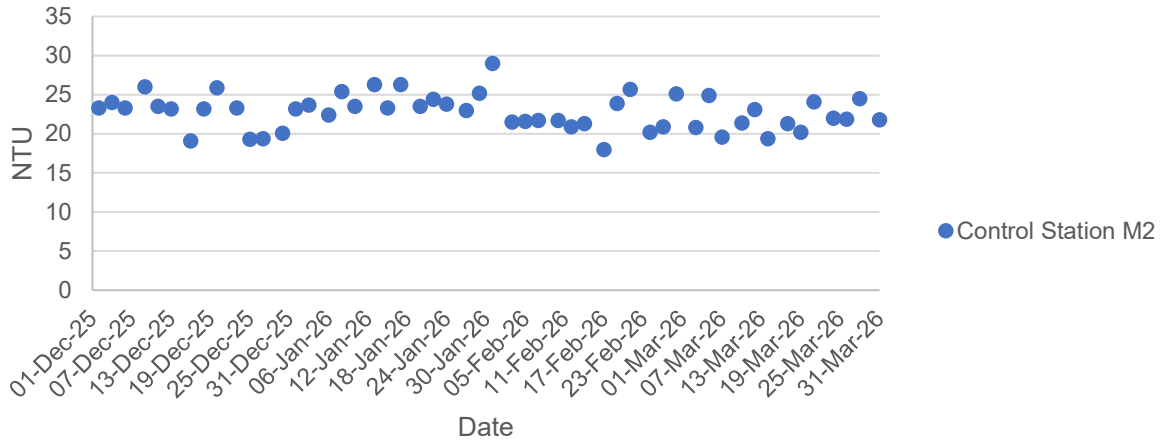
Turbidity at Mid-Flood Tide



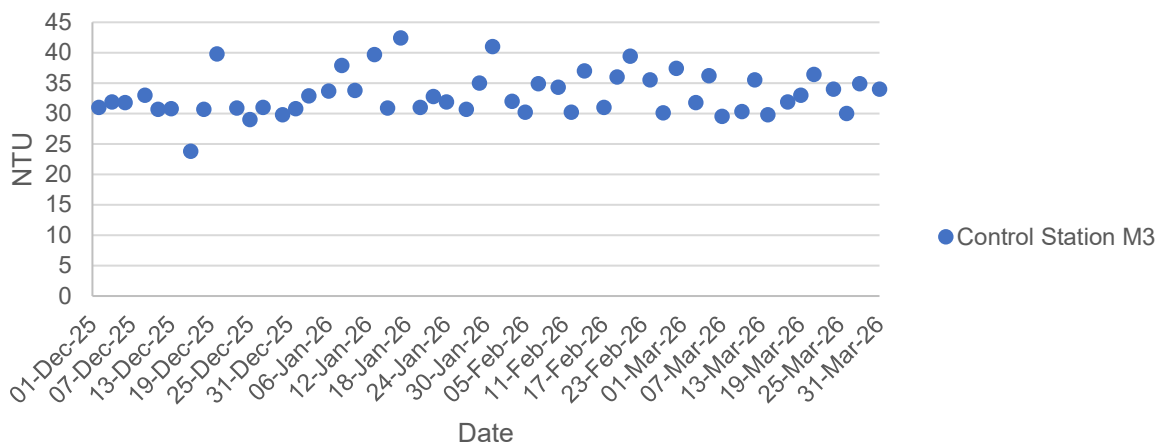
Turbidity at Mid-Ebb Tide



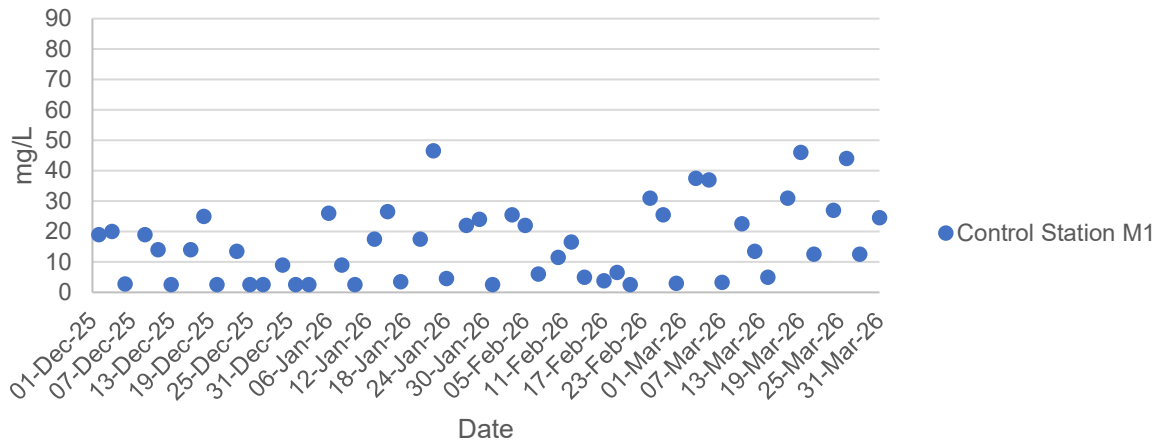
Turbidity at Mid-Ebb Tide



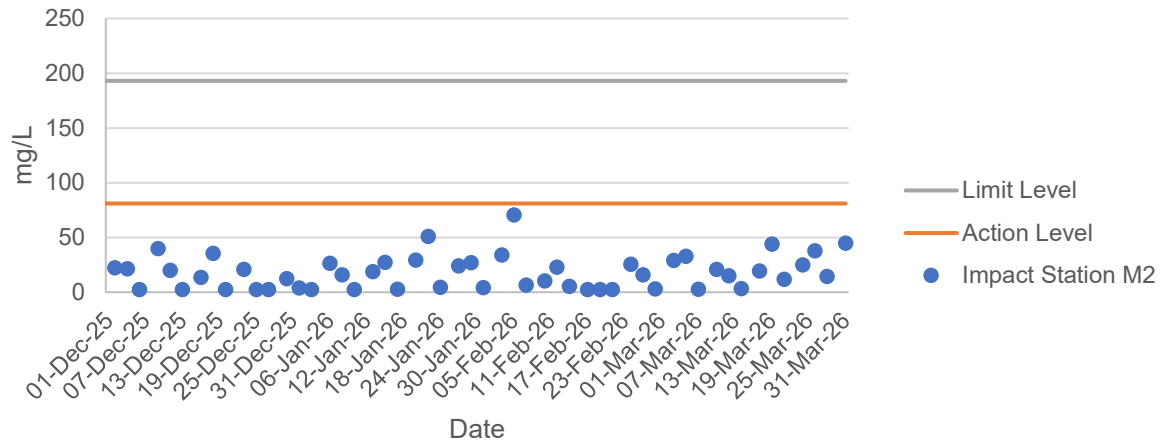
Turbidity at Mid-Ebb Tide



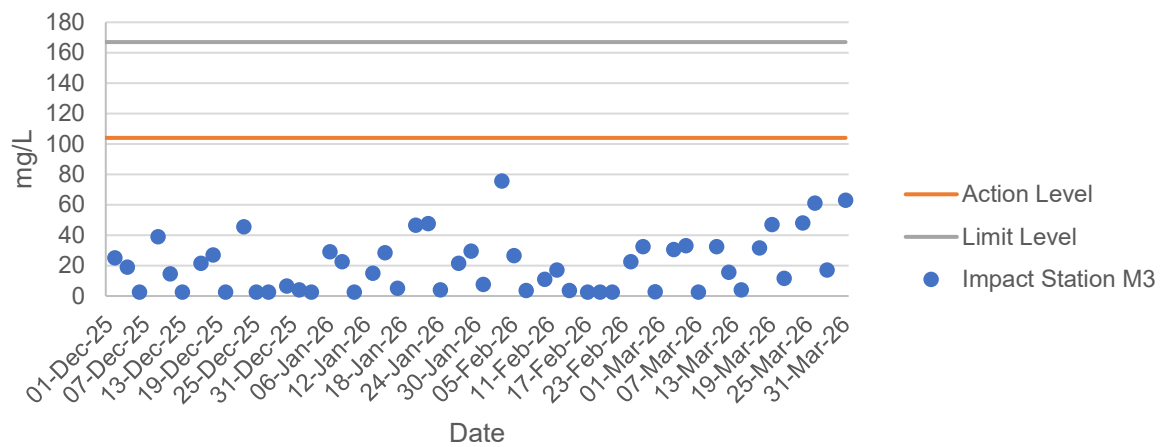
Total Suspended Solids at Mid-Flood Tide



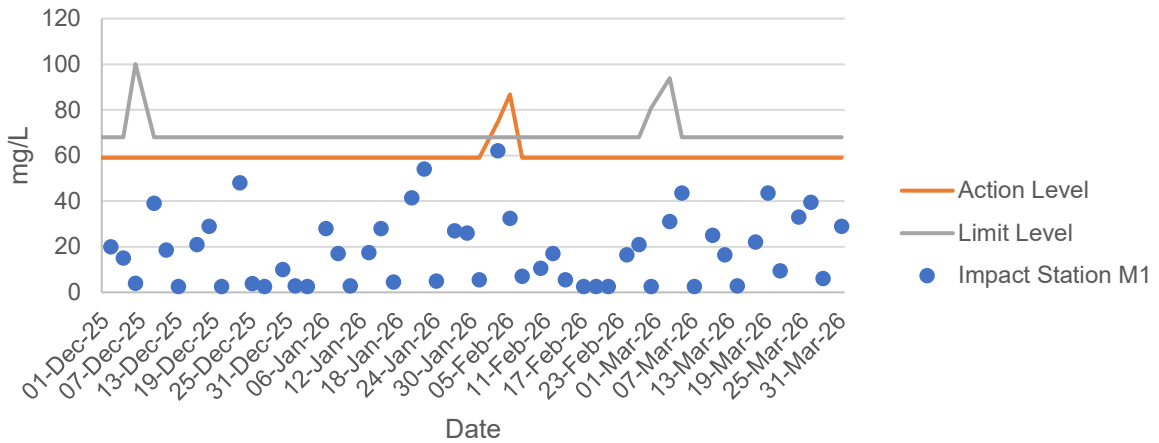
Total Suspended Solids at Mid-Flood Tide



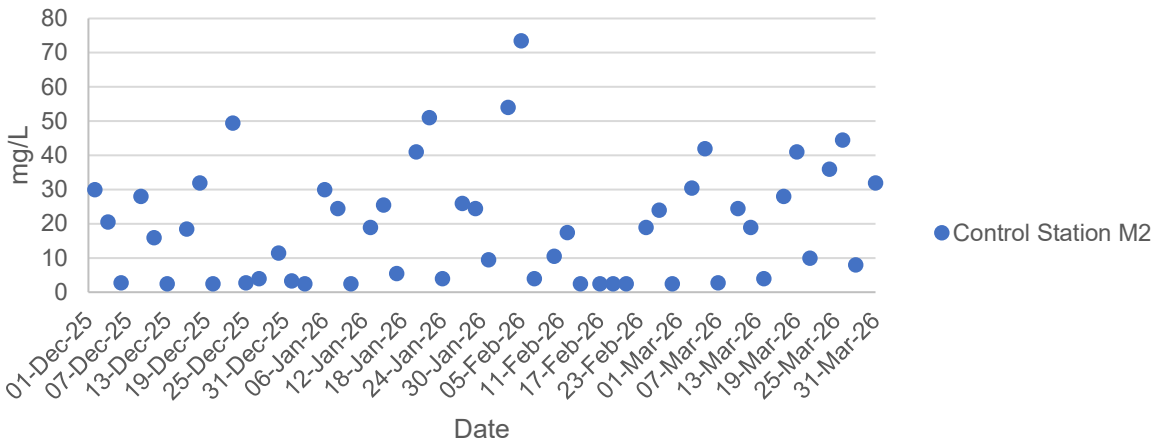
Total Suspended Solids at Mid-Flood Tide



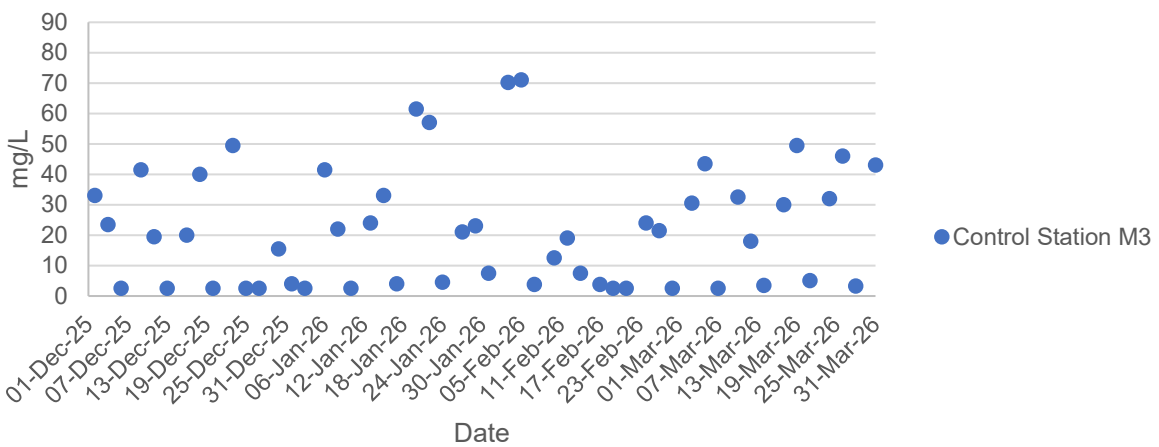
Total Suspended Solids at Mid-Ebb Tide



Total Suspended Solids at Mid-Ebb Tide



Total Suspended Solids at Mid-Ebb Tide



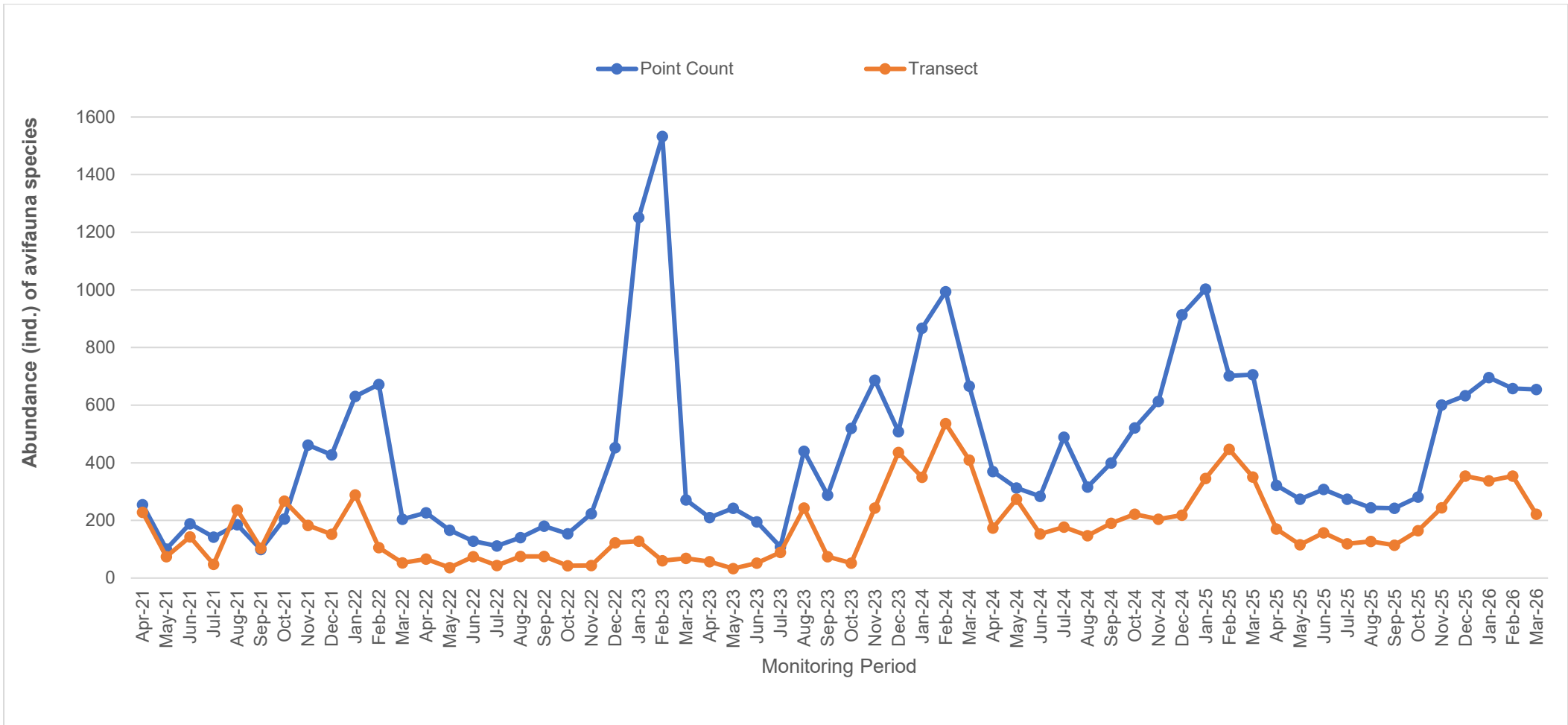
Ecology Monitoring Results for

Contract No. SPW 01/2025

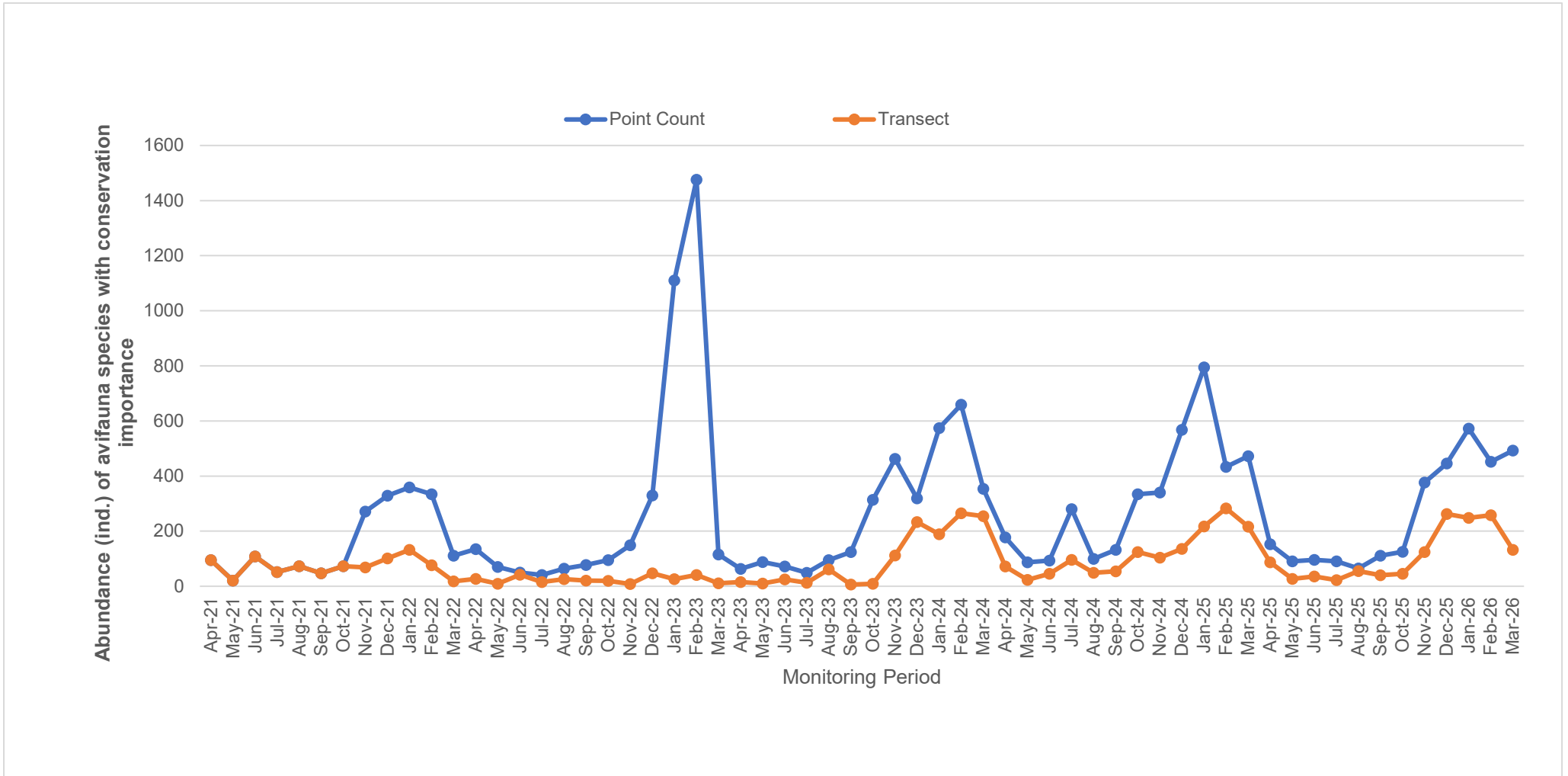
Environmental Team for Construction of Yuen

Long Effluent Polishing Plant Stage 1

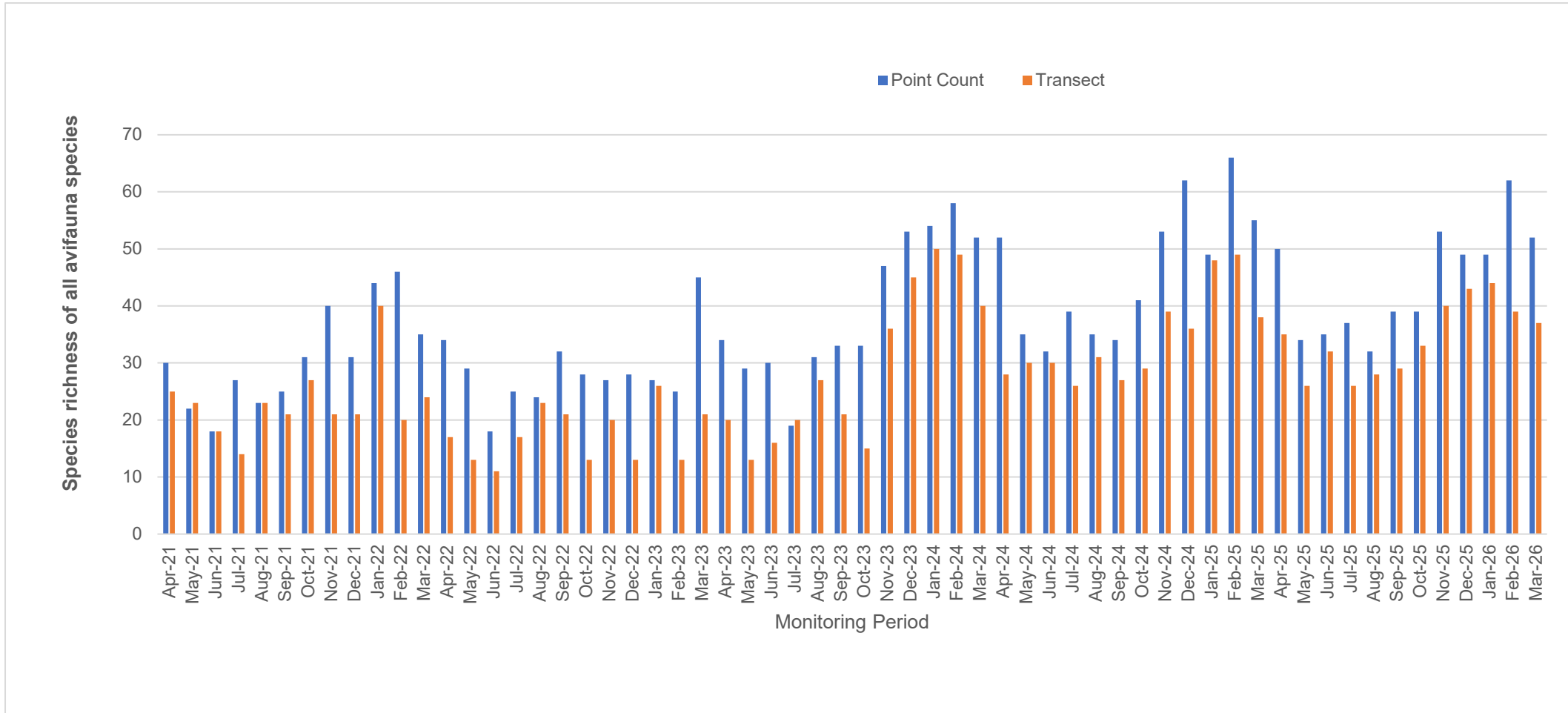
Abundance of all avifauna species throughout the monitoring period



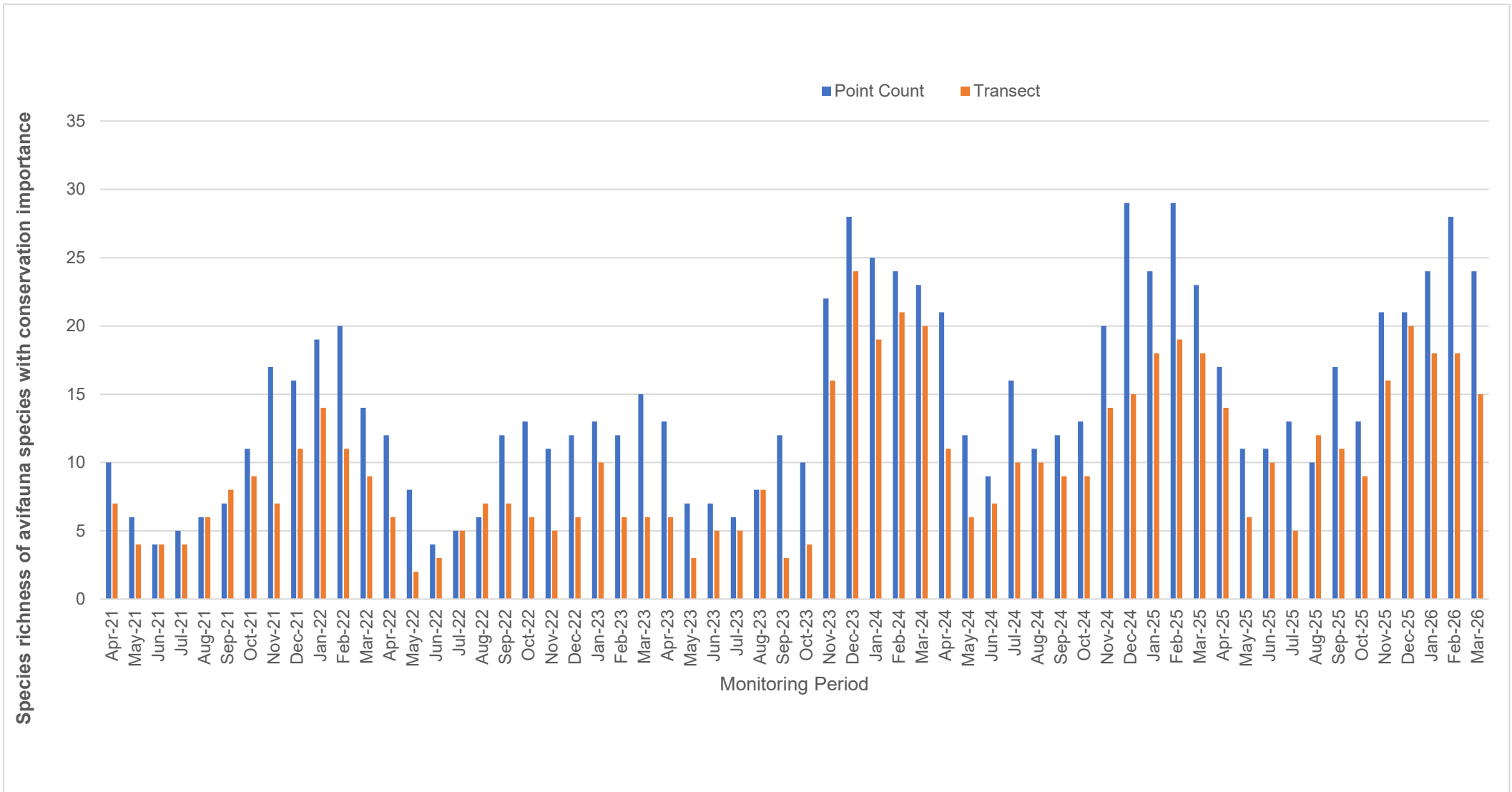
Abundance of avifauna species with conservation importance throughout the monitoring period



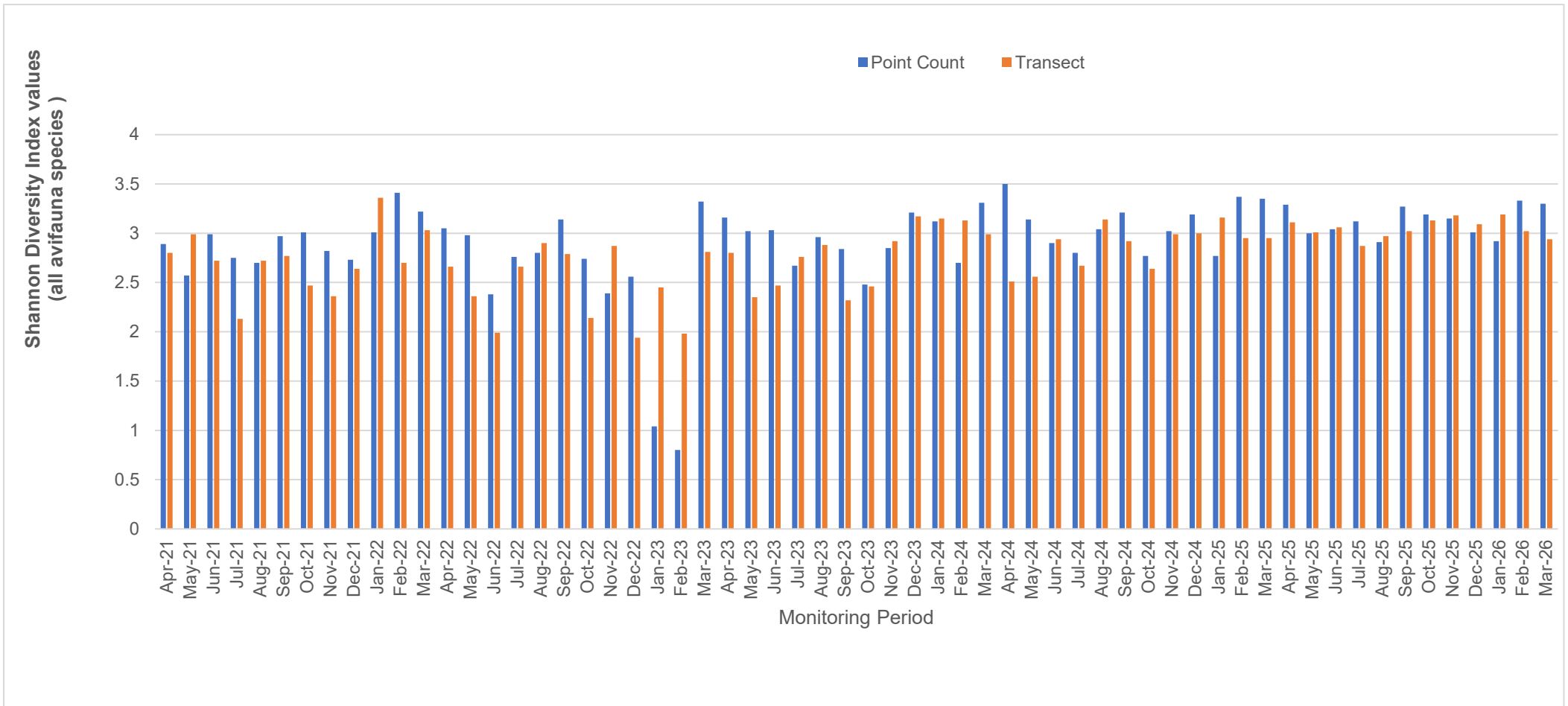
Species richness of all avifauna species throughout the monitoring period



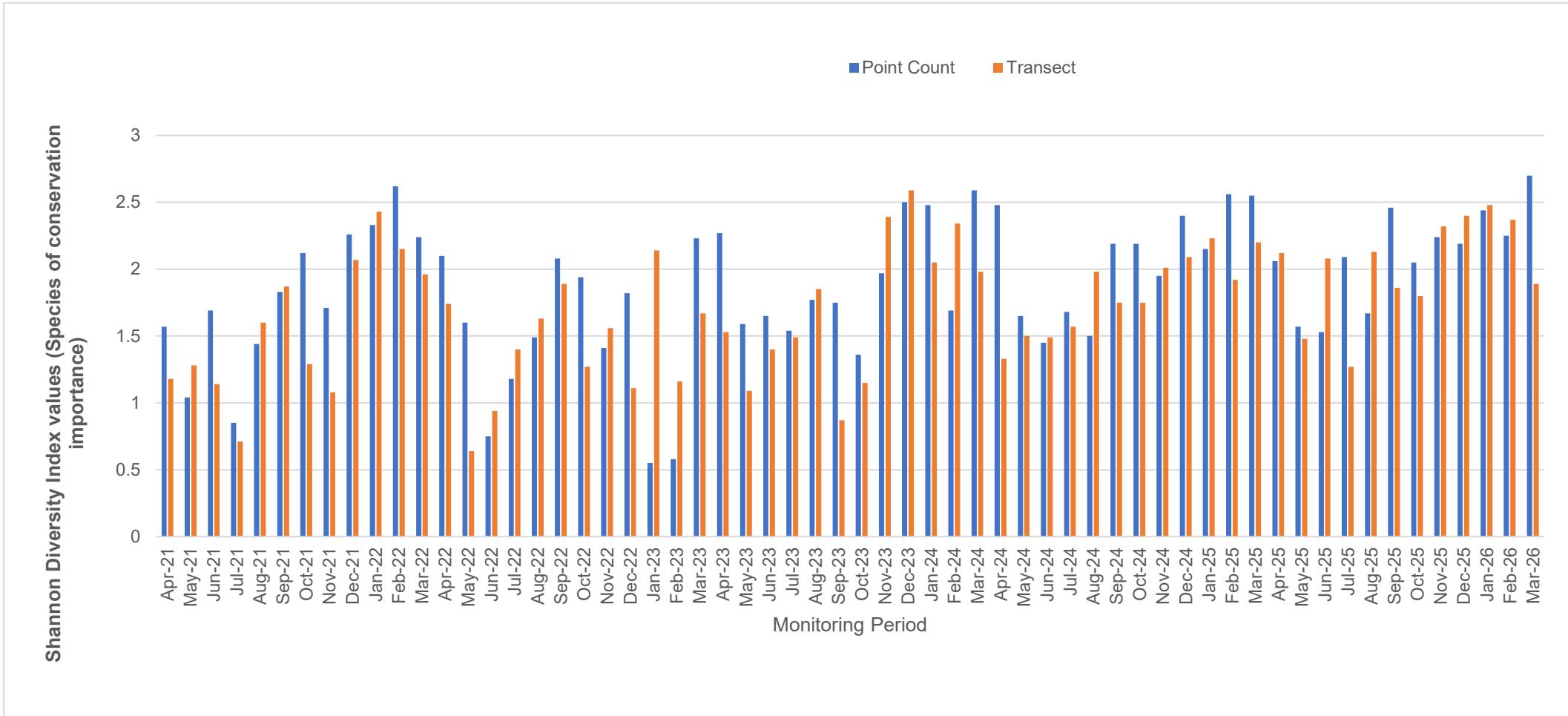
Species richness of avifauna species with conservation importance throughout the monitoring period



Shannon Diversity Index values of all avifauna species throughout the monitoring period



Shannon Diversity Index values of avifauna species with conservation importance throughout the monitoring period



Appendix E

Event and Action Plans

Event and Action Plan for Air Quality (Construction Dust)

Event	Action			
	ET	IEC	ER	Contractor
Action level being exceeded by	<ol style="list-style-type: none"> 1. Identify source, investigate the causes of complaint and propose remedial measures; 2. Inform Contractor, IEC and ER; 3. Repeat measurement to confirm finding; and 4. Increase monitoring frequency to daily. 	<ol style="list-style-type: none"> 1. Check monitoring data submitted by ET; 2. Check Contractor's working method; and 3. Review and advise the ET and ER on the effectiveness of the proposed remedial measures. 	<ol style="list-style-type: none"> 1. Notify Contractor. 	<ol style="list-style-type: none"> 1. Identify source(s), investigate the causes of exceedance and propose remedial measures; 2. Implement remedial measures; and 3. Amend working methods agreed with the ER as appropriate.
Action level being exceeded by two or more consecutive sampling	<ol style="list-style-type: none"> 1. Identify source; 2. Inform Contractor, IEC and ER; 3. Advise the Contractor and ER on the effectiveness of the proposed remedial measures; 4. Repeat measurements to confirm findings; 5. Increase monitoring frequency to daily; 6. Discuss with IEC and Contractor on remedial actions required; 7. If exceedance continues, arrange meeting with Contractor, IEC and ER; and 8. If exceedance stops, cease additional monitoring. 	<ol style="list-style-type: none"> 1. Check monitoring data submitted by ET; 2. Check Contractor's working method; 3. Discuss with ET, ER and Contractor on possible remedial measures; 4. Advise the ET and ER on the effectiveness of the proposed remedial measures; and 5. Supervise Implementation of remedial measures. 	<ol style="list-style-type: none"> 1. Confirm receipt of notification of exceedance in writing; 2. Notify Contractor; 3. Ensure remedial measures properly implemented. 	<ol style="list-style-type: none"> 1. Identify source and investigate the causes of exceedance; 2. Submit proposals for remedial measures to the ER with a copy to ET and IEC within three working days of notification; 3. Implement the agreed proposals; and 4. Amend proposal as appropriate.
Limit level being exceeded by one sampling	<ol style="list-style-type: none"> 1. Identify source, investigate the causes of exceedance and propose remedial measures; 2. Inform Contractor, IEC, ER, and EPD; 3. Repeat measurement to confirm finding; 4. Increase monitoring frequency to daily; and 5. Assess effectiveness of Contractor's remedial actions and keep IEC, EPD and ER informed of the results. 	<ol style="list-style-type: none"> 1. Check monitoring data submitted by ET; 2. Check Contractor's working method; 3. Discuss with ET and Contractor on possible remedial measures; 4. Advise the ER on the effectiveness of the proposed remedial measures; and 5. Supervise implementation of remedial measures. 	<ol style="list-style-type: none"> 1. Confirm receipt of notification of exceedance in writing; 2. Notify Contractor; 3. Ensure remedial measures properly implemented. 	<ol style="list-style-type: none"> 1. Identify source(s) and investigate the causes of exceedance; 2. Take immediate action to avoid further exceedance; 3. Submit proposals for remedial measures to ER with a copy to ET and IEC within three working days of notification; 4. Implement the agreed proposals; and 5. Amend proposal if appropriate.
Limit level being exceeded by two or more consecutive sampling	<ol style="list-style-type: none"> 1. Notify IEC, ER, Contractor and EPD; 2. Identify source; 3. Repeat measurement to confirm findings; 4. Increase monitoring frequency to daily; 5. Carry out analysis of Contractor's working procedures to determine possible mitigation to be implemented; 6. Arrange meeting with IEC and ER to discuss the remedial actions to be taken; 7. Assess effectiveness of Contractor's remedial actions and keep IEC, EPD and ER informed of the results; and 8. If exceedance stops, cease additional monitoring. 	<ol style="list-style-type: none"> 1. Check monitoring data submitted by the ET; 2. Discuss amongst ER, ET, and Contractor on the potential remedial actions; 3. Review Contractor's remedial actions whenever necessary to assure their effectiveness and advise the ER accordingly; and 4. Supervise the implementation of remedial measures. 	<ol style="list-style-type: none"> 1. Confirm receipt of notification of exceedance in writing; 2. In consultation with the ET and IEC, agree with the Contractor on the remedial measures to be implemented; 3. Supervise the implementation of remedial measures; and 4. If exceedance continues, consider what portion of the work is responsible and instruct the Contractor to stop that portion of work until the exceedance is abated. 	<ol style="list-style-type: none"> 1. Identify source(s) and investigate the causes of exceedance; 2. Take immediate action to avoid further exceedance; 3. Submit proposals for remedial measures to the ER with a copy to the IEC and ET within three working days of notification; 4. Implement the agreed proposals; 5. Revise and resubmit proposals if problem still not under control; and 6. Stop the relevant portion of works as determined by the ER until the exceedance is abated.

Event and Action Plan for Noise (Construction)

Event	Action			
	ET	IEC	ER	Contractor
Action Level	<ol style="list-style-type: none"> 1. Notify IEC and Contractor; 2. Carry out investigation; 3. Report the results of investigation to the IEC, ER and Contractor; 4. Discuss with the Contractor and formulate remedial measures; and 5. Increase monitoring frequency to check mitigation effectiveness. 	<ol style="list-style-type: none"> 1. Review the analyzed results submitted by the ET; 2. Review the proposed remedial measures by the Contractor and advise the ER accordingly; and 3. Supervise the implementation of remedial measures. 	<ol style="list-style-type: none"> 1. Confirm receipt of notification of failure in writing; 2. Notify Contractor; 3. Require Contractor to propose remedial measures for the analyzed noise problem; and 4. Ensure remedial measures are properly implemented. 	<ol style="list-style-type: none"> 1. Submit noise mitigation proposals to IEC; and 2. Implement noise mitigation proposals.
Limit Level	<ol style="list-style-type: none"> 1. Identify source; 2. Inform IEC, ER, EPD and Contractor; 3. Repeat measurements to confirm findings; 4. Increase monitoring frequency; 5. Carry out analysis of Contractor's working procedures to determine possible mitigation to be implemented; 6. Inform IEC, ER and EPD the causes and actions taken for the exceedances; 7. Assess effectiveness of Contractor's remedial actions and keep IEC, EPD and ER informed of the results; and 8. If exceedance stops, cease additional monitoring. 	<ol style="list-style-type: none"> 1. Discuss amongst ER, ET, and Contractor on the potential remedial actions; 2. Review Contractor's remedial actions whenever necessary to assure their effectiveness and advise the ER accordingly; and 3. Supervise the implementation of remedial measures. 	<ol style="list-style-type: none"> 1. Confirm receipt of notification of failure in writing; 2. Notify Contractor; 3. Require Contractor to propose remedial measures for the analyzed noise problem; 4. Ensure remedial measures properly implemented; and 5. If exceedance continues, consider what portion of the work is responsible and instruct the Contractor to stop that portion of work until the exceedance is abated. 	<ol style="list-style-type: none"> 1. Take immediate action to avoid further exceedance; 2. Submit proposals for remedial actions to IEC within 3 working days of notification; 3. Implement the agreed proposals; 4. Resubmit proposals if problem still not under control; and 5. Stop the relevant portion of works as determined by the ER until the exceedance is abated.

Event and Action Plan for Water Quality Monitoring

Event	Action			
	ET	IEC	ER	Contractor
Action level being exceeded by one sampling	<ol style="list-style-type: none"> 1. Repeat in situ measurement on the next day of exceedance to confirm findings; 2. Check monitoring data, plant, equipment and Contractor(s)'s working methods; 3. Identify source(s) of impact and record in notification of exceedance; 4. Inform IEC, Contractor(s) and ER 	<ol style="list-style-type: none"> 1. Check monitoring data submitted by ET and Contractor(s)'s working methods; 2. Inform EPD and AFCD. 	<ol style="list-style-type: none"> 1. Confirm receipt of notification of exceedance in writing 	<ol style="list-style-type: none"> 1. Confirm receipt of notification of exceedance in writing; 2. Check plant and equipment and rectify unacceptable practice
Action level being exceeded by two or more consecutive sampling	<ol style="list-style-type: none"> 1. Repeat in situ measurement on the next day of exceedance to confirm findings; 2. Check monitoring data, plant, equipment and Contractor(s)'s working methods; 3. Identify source(s) of impact and record in notification of exceedance; 4. Inform IEC, Contractor(s) and ER; 5. Discuss with IEC and Contractor(s) on additional mitigation measures and ensure that they are implemented. 	<ol style="list-style-type: none"> 1. Check monitoring data submitted by ET and Contractor(s)'s working methods; 2. Inform EPD and AFCD; 3. Discuss with ET and Contractor(s) on additional mitigation measures and advise ER accordingly; 4. Assess the effectiveness of the implemented mitigation measures. 	<ol style="list-style-type: none"> 1. Confirm receipt of notification of exceedance in writing; 2. Discuss with the IEC on the proposed additional mitigation measures and agree on the mitigation measures to be implemented. 3. Ensure additional mitigation measures are properly implemented. 	<ol style="list-style-type: none"> 1. Confirm receipt of notification of exceedance in writing; 2. Check plant and equipment and rectify unacceptable practice; 3. Consider changes of working methods; 4. Discuss with ET and IEC on additional mitigation measures and propose them to ER within 3 working days; 5. Implement the agreed mitigation measures.
Limit level being exceeded by one sampling	<ol style="list-style-type: none"> 1. Repeat in situ measurement on the next day of exceedance to confirm findings; 2. Check monitoring data, plant, equipment and Contractor(s)'s working methods; 3. Identify source(s) of impact and record in notification of exceedance; 4. Inform IEC, Contractor(s) and ER; 5. Discuss with IEC and Contractor(s) on additional mitigation measures and ensure that they are implemented. 	<ol style="list-style-type: none"> 1. Check monitoring data submitted by ET and Contractor(s)'s working methods; 2. Inform EPD and AFCD; 3. Discuss with ET and Contractor(s) on additional mitigation measures and advise ER accordingly; 4. Assess the effectiveness of the implemented mitigation measures. 	<ol style="list-style-type: none"> 1. Confirm receipt of notification of exceedance in writing; 2. Discuss with the IEC on the proposed additional mitigation measures and agree on the mitigation measures to be implemented. 3. Ensure additional mitigation measures are properly implemented. 4. Request Contractor(s) to critically review the working methods. 	<ol style="list-style-type: none"> 1. Confirm receipt of notification of exceedance in writing; 2. Check plant and equipment and rectify unacceptable practice; 3. Critically review the need to change working methods; 4. Discuss with ET and IEC on additional mitigation measures and propose them to ER within 3 working days; 5. Implement the agreed mitigation measures.
Limit level being exceeded by two or more consecutive sampling	<ol style="list-style-type: none"> 1. Repeat in situ measurement on the next day of exceedance to confirm findings; 2. Check monitoring data, plant, equipment and Contractor(s)'s working methods; 3. Identify source(s) of impact and record in notification of exceedance; 4. Inform IEC, Contractor(s) and ER; 5. Discuss with IEC and Contractor(s) on additional mitigation measures and ensure that they are implemented. 	<ol style="list-style-type: none"> 1. Check monitoring data submitted by ET and Contractor(s)'s working methods; 2. Inform EPD and AFCD; 3. Discuss with ET and Contractor(s) on additional mitigation measures and advise ER accordingly; 4. Assess the effectiveness of the implemented mitigation measures. 	<ol style="list-style-type: none"> 1. Confirm receipt of notification of exceedance in writing; 2. Discuss with the IEC on the proposed additional mitigation measures and agree on the mitigation measures to be implemented. 3. Ensure additional mitigation measures are properly implemented. 4. Request Contractor(s) to critically review the working methods. 	<ol style="list-style-type: none"> 1. Confirm receipt of notification of exceedance in writing; 2. Check plant and equipment and rectify unacceptable practice; 3. Critically review the need to change working methods; 4. Discuss with ET and IEC on additional mitigation measures and propose them to ER within 3 working days; 5. Implement the agreed mitigation measures.

Event and Action Plan for Ecology Monitoring

Event	Action			
	ET	IEC	ER	Contractor
Action Level	<ol style="list-style-type: none"> 1. Notify IEC and Contractor; 2. Carry out investigation; 3. Report the results of investigation to the IEC, ER and Contractor; 4. Discuss with the Contractor and formulate remedial measures; and 5. Increase monitoring frequency to check mitigation effectiveness. 	<ol style="list-style-type: none"> 1. Review the analyzed results submitted by the ET; 2. Review the proposed remedial measures by the Contractor and advise the ER accordingly; and 3. Supervise the implementation of remedial measures. 	<ol style="list-style-type: none"> 1. Confirm receipt of notification of failure in writing; 2. Notify Contractor; 3. Require Contractor to propose remedial measures for the analyzed noise problem; and 4. Ensure remedial measures are properly implemented. 	<ol style="list-style-type: none"> 1. Submit noise mitigation proposals to IEC; and 2. Implement noise mitigation proposals.
Limit Level	<ol style="list-style-type: none"> 1. Identify source; 2. Inform IEC, ER, EPD and Contractor; 3. Repeat measurements to confirm findings; 4. Increase monitoring frequency; 5. Carry out analysis of Contractor's working procedures to determine possible mitigation to be implemented; 6. Inform IEC, ER and EPD the causes and actions taken for the exceedances; 7. Assess effectiveness of Contractor's remedial actions and keep IEC, EPD and ER informed of the results; and 8. If exceedance stops, cease additional monitoring. 	<ol style="list-style-type: none"> 1. Discuss amongst ER, ET, and Contractor on the potential remedial actions; 2. Review Contractor's remedial actions whenever necessary to assure their effectiveness and advise the ER accordingly; and 3. Supervise the implementation of remedial measures. 	<ol style="list-style-type: none"> 1. Confirm receipt of notification of failure in writing; 2. Notify Contractor; 3. Require Contractor to propose remedial measures for the analysed noise problem; 4. Ensure remedial measures are properly implemented; and 5. If exceedance continues, consider what portion of the work is responsible and instruct the Contractor to stop that portion of work until the exceedance is abated. 	<ol style="list-style-type: none"> 1. Take immediate action to avoid further exceedance; 2. Submit proposals for remedial actions to IEC within 3 working days of notification; 3. Implement the agreed proposals; 4. Resubmit proposals if problem still not under control; and 5. Stop the relevant portion of works as determined by the ER until the exceedance is abated.

Appendix F
Waste Flow Table

Monthly Summary Waste Flow Table March 2026

Month	Total Quantity Generated (see Note 4) (A)	Actual Quantities of Inert C&D Materials Generated Monthly					Actual Quantities of Non-Inert C&D Wastes Generated Monthly				
		Hard Rock and Large Broken Concrete (B)	Reused in the Contract (C)	Reused in other Projects (D)	Disposed as Public Fill (see Note 6) (E)	Imported Fill (F)	Metals (G) (see Note 6)	Paper/ cardboard packaging (H)	Plastics (see Note 2) (I)	Chemical Waste (J)	Others, e.g. general refuse# (K)
		(in tonnes)	(in tonnes)	(in tonnes)	(in tonnes)	(in tonnes)	(in tonnes)	(in tonnes)	(in tonnes)	(in tonnes)	(in tonnes)
Up to 2025	393,357.57	195.71	0.00	0.00	383,600.81	13,520.69	4,375.30	6.0944	0.0593	1.18	5,178.42
Jan 2026	740.99	0.00	0.00	0.00	469.63	0.00	0.00	0.1497	0.0000	0.00	271.21
Feb 2026	389.27	0.00	0.00	0.00	224.78	0.00	0.00	0.1209	0.0102	0.00	164.35
Mar 2026	2,060.41	0.00	0.00	0.00	1,801.59	0.00	0.00	0.0000	0.0000	0.00	258.82
Apr 2026											
May 2026											
Jun 2026											
Jul 2026											
Aug 2026											
Sept 2026											
Oct 2026											
Nov 2026											
Dec 2026											
Sub-total	3,190.66	0.00	0.00	0.00	2,496.00	0.00	0.00	0.27	0.01	0.00	694.38

Notes:

- (1) The waste flow table shall also include C&D materials that are specified in the Contract to be imported for use at the Site.
- (2) Plastics refer to plastic bottles/containers, plastic sheets/foam from packaging materials.
- (3) Updated figures are presented during the reporting month.
- (4) $A=B+C+D+E+G+H+I+J+K$
- (5) Disposal Records to Government facilities till 1st April 2026
- (6) Data may be continuously updated due to receipt timing.

Remark:

Sources/ reference of the waste flow data; From the Contractor

Monthly Summary Waste Flow Table March 2026

Month	Total Quantity Generated (see Note 4) (A) (in tonnes)	Actual Quantities of Inert C&D Materials Generated Monthly					Actual Quantities of Non-Inert C&D Wastes Generated Monthly				
		Hard Rock and Large Broken Concrete (B)	Reused in the Contract (C)	Reused in other Projects (D)	Disposed as Public Fill (see Note 6) (E)	Imported Fill (F)	Metals (G) (see Note 6)	Paper/ cardboard packaging (H)	Plastics (see Note 2) (I)	Chemical Waste (J)	Others, e.g. general refuse# (K)
		(in tonnes)	(in tonnes)	(in tonnes)	(in tonnes)	(in tonnes)	(in tonnes)	(in tonnes)	(in tonnes)	(in tonnes)	(in tonnes)
Up to 2025	Nil	Nil	Nil	Nil	Nil	Nil	Nil	Nil	Nil	Nil	Nil
Jan 2026	Nil	Nil	Nil	Nil	Nil	Nil	Nil	Nil	Nil	Nil	Nil
Feb 2026	Nil	Nil	Nil	Nil	Nil	Nil	Nil	Nil	Nil	Nil	Nil
Mar 2026	Nil	Nil	Nil	Nil	Nil	Nil	Nil	Nil	Nil	Nil	Nil
Apr 2026											
May 2026											
Jun 2026											
Jul 2026											
Aug 2026											
Sept 2026											
Oct 2026											
Nov 2026											
Dec 2026											
Sub-total	Nil	Nil	Nil	Nil	Nil	Nil	Nil	Nil	Nil	Nil	Nil

Notes:

(1) The waste flow table shall also include C&D materials that are specified in the Contract to be imported for use at the Site.

(2) Plastics refer to plastic bottles/containers, plastic sheets/foam from packaging materials.

(3) Updated figures are presented during the reporting month.

(4) $A=B+C+D+E+G+H+I+J+K$

(5) Disposal Records to Government facilities till 1st April 2026

(6) Data may be continuously updated due to receipt timing.

Remark:

Sources/ reference of the waste flow data; From the Contractor

Appendix G
Implementation Status of Environmental Mitigation
Measures

Construction of Yuen Long Effluent Polishing Plant Stage 1

EIA Ref.	Environmental Protection Measures	Location / Duration of Measures / Timing of Completion of Measures	Implementation Status
Air Quality Impact (Construction Phase)			
3.6.1.6	Watering once per every two hours on active works areas to reduce dust emission.	All active works areas during construction phase	Implemented
3.8.1.1	Dust suppression measures stipulated in the Air Pollution Control (Construction Dust) Regulation and good site practices listed below shall be carried out to further minimize construction dust impact:		
	<ul style="list-style-type: none"> Use of regular watering to reduce dust emissions from exposed site surfaces and unpaved roads, particularly during dry weather. 	Construction Sites	Implemented
	<ul style="list-style-type: none"> Use of frequent watering for particularly dusty construction areas and areas close to ASRs. 		Implemented
	<ul style="list-style-type: none"> Side enclosure and covering of any aggregate or dusty material storage piles to reduce emissions. Where this is not practicable owing to frequent usage, watering shall be applied to aggregate fines. 		Implemented
	<ul style="list-style-type: none"> Open stockpiles shall be avoided or covered. Where possible, prevent placing dusty material storage piles near ASRs. 		Implemented
	<ul style="list-style-type: none"> Tarpaulin covering of all dusty vehicle loads transported to, from and between site locations. 		Implemented
	<ul style="list-style-type: none"> Establishment and use of vehicle wheel and body washing facilities at the exit points of the site. 		Implemented
	<ul style="list-style-type: none"> Provision of wind shield and dust extraction units or similar dust mitigation measures at the loading area of barging point, and use of water sprinklers at the loading area where dust generation is likely during the loading process of loose material, particularly in dry seasons/ periods. 		N/A
	<ul style="list-style-type: none"> Provision of not less than 2.4m high hoarding from ground level along site boundary where adjoins a road, streets or other accessible to the public except for a site entrance or exit. 		Implemented
	<ul style="list-style-type: none"> Imposition of speed controls for vehicles on site haul roads. 		Implemented
	<ul style="list-style-type: none"> Where possible, routing of vehicles and positioning of construction plant should be at the maximum possible distance from ASRs. 		Implemented
<ul style="list-style-type: none"> Instigation of an environmental monitoring and auditing program to monitor the construction process in order to enforce controls and modify method of work if dusty conditions arise. 	Implemented		

EIA Ref.	Environmental Protection Measures	Location / Duration of Measures / Timing of Completion of Measures	Implementation Status
Noise Impact (Construction Phase)			
4.8.1	Movable noise barriers are recommended for hydraulic breakers mounted on excavators to be adopted during construction.	Construction Sites	N/A
	Good site practices listed below and the noise control requirements stated in EPD's "Recommended Pollution Control Clauses for Construction Contracts" should be included in the Contract Specification for the Contractors to follow and should be implemented to further minimize the potential noise impacts during the construction phase of the Project.		Implemented
	<ul style="list-style-type: none"> • Quiet PME, such that those listed in EPD's Quality Powered Mechanical Equipment, should be considered for construction works to further minimize the potential construction noise impact. 		Implemented
	<ul style="list-style-type: none"> • Only well-maintained plant should be operated on-site and plant should be serviced regularly during the construction programme. 		Implemented
	<ul style="list-style-type: none"> • Silencers or mufflers on construction equipment should be utilised and should be properly maintained during the construction programme. 		Implemented
	<ul style="list-style-type: none"> • Mobile plant, if any, should be sited as far away from noise sensitive receivers (NSRs) as possible. 		N/A
	<ul style="list-style-type: none"> • Machines and plant (such as trucks) that may be in intermittent use should be shut down between work periods or should be throttled down to a minimum. 		Implemented
	<ul style="list-style-type: none"> • Plant known to emit noise strongly in one direction should, wherever possible, be orientated so that the noise is directed away from the nearby NSRs • Material stockpiles and other structures should be effectively utilised, wherever practicable, in screening noise from on-site construction activities. 		N/A
Water Quality Impact (Construction Phase)			
5.8.1.2	Water used in ground boring and drilling for site investigation or rock / soil anchoring should as far as practicable be re-circulated after sedimentation. When there is a need for final disposal, the wastewater should be discharged into storm drains via silt removal facilities	Construction Sites / Construction Phase	Implemented
5.8.1.3	All vehicles and plant should be cleaned before they leave a construction site to minimise the deposition of earth, mud, debris on roads. A wheel washing bay should be provided at every site exit if practicable and wash-water should have sand and silt settled out or removed before discharging into storm drains. The section of construction road between the wheel washing bay and the public road should be paved with backfill to reduce vehicle tracking of soil and to prevent site run-off from entering public road drains.	Construction Sites / Construction Phase	Implemented
5.8.1.4	Good site practices should be adopted to remove rubbish and litter from construction sites so as to prevent the rubbish and litter from spreading from the site area. It is recommended to clean the construction sites on a regular basis.	Construction Sites / Construction Phase	Implemented
5.8.1.5 - 5.8.1.6	The site practices outlined in ProPECC PN 1/94 "Construction Site Drainage" should be followed where applicable to minimise surface run-off and the chance of erosion. Surface run-off from construction sites should be discharged into storm drains via adequately designed sand / silt removal facilities such as sand traps, silt traps and sedimentation basins. Channels, earth bunds or sand bag barriers should be provided on site to properly direct stormwater to such silt removal facilities. Perimeter channels at site boundaries should be provided as necessary to intercept storm run-off from outside the site so that it will not wash across the site. Catchpits and perimeter channels should be constructed in advance of site formation works and earthworks.	Construction Sites / Construction Phase	Implemented

EIA Ref.	Environmental Protection Measures	Location / Duration of Measures / Timing of Completion of Measures	Implementation Status
5.8.1.7	Silt removal facilities, channels and manholes should be maintained and the deposited silt and grit should be removed regularly (as well as at the onset of and after each rainstorm) to prevent overflows and localised flooding.	Construction Sites / Construction Phase	Implemented
5.8.1.8	Construction works should be programmed to minimise soil excavation in the wet season (i.e. April to September). If soil excavation cannot be avoided in these months or at any time of year when rainstorms are likely, temporarily exposed slope surfaces should be covered e.g. by tarpaulin, and temporary access roads should be protected by crushed stone or gravel, as excavation proceeds. Intercepting channels should be provided (e.g. along the crest / edge of excavation) to prevent storm run-off from washing across exposed soil surfaces.	Construction Sites / Construction Phase	Implemented
5.8.1.9	Earthworks final surfaces should be well compacted and the subsequent permanent work or surface protection should be carried out immediately after the final surfaces are formed to prevent erosion caused by rainstorms. Appropriate drainage like intercepting channels should be provided where necessary	Construction Sites / Construction Phase	Implemented
5.8.1.10	Measures should be taken to minimise the ingress of rainwater into trenches. If excavation of trenches in the wet season is necessary, they should be dug and backfilled in short sections. Rainwater pumped out from trenches or foundation excavations should be discharged into storm drains via silt removal facilities.	Construction Sites / Construction Phase	Implemented
5.8.1.11	Construction materials (e.g. aggregates, sand and fill material) on sites should be covered with tarpaulin or similar fabric during rainstorms	Construction Sites / Construction Phase	Implemented
5.8.1.12	Manholes (including newly constructed ones) should always be adequately covered and temporarily sealed so as to prevent silt, construction materials or debris from getting into the drainage system, and to prevent storm run-off from getting into foul sewers. Discharge of surface run-off into foul sewers must always be prevented in order not to unduly overload the foul sewerage system.	Construction Sites / Construction Phase	Implemented
5.8.1.13	The practices outlined in Environment, Transport and Works Bureau (ETWB) TC (Works) No. 5/2005 Protection of natural streams/ rivers from adverse impacts arising from construction works” should also be adopted where applicable to minimise the water quality impacts upon any natural streams or surface water systems.	Construction Sites / Construction Phase	Implemented
5.8.1.14	Sufficient chemical toilets should be provided in the works areas. A licensed waste collector should be deployed to clean the chemical toilets on a regular basis.	Construction Sites / Construction Phase	Implemented
5.8.1.15	Notices should be posted at conspicuous locations to remind the workers not to discharge any sewage or wastewater into the surrounding environment.	Construction Sites / Construction Phase	Implemented
5.8.1.16	Contractor must register as a chemical waste producer if chemical wastes would be produced from the construction activities. The WDO (Cap 354) and its subsidiary regulations in particular the Waste Disposal (Chemical Waste) (General) Regulation, should be observed and complied with for control of chemical wastes.	Construction Sites / Construction Phase	Implemented
5.8.1.17	Any service shop and maintenance facilities should be located on hard standings within a bunded area, and sumps and oil interceptors should be provided. Maintenance of vehicles and equipment involving activities with potential for leakage and spillage should only be undertaken within the areas appropriately equipped to control these discharges.	Construction Sites / Construction Phase	N/A
5.8.1.18	Disposal of chemical wastes should be carried out in compliance with the WDO. The Code of Practice on the Packaging, Labelling and Storage of Chemical Wastes published under the WDO should be followed to avoid leakage or spillage of chemicals.	Construction Sites / Construction Phase	Implemented
5.8.1.19	All the runoff and wastewater generated from the works areas should be treated so that it satisfies all the standards listed in the Technical Memorandum on Standards for Effluents Discharged into Drainage and Sewerage Systems, Inland and Coastal Waters (TM-DSS).	Construction Sites / Construction Phase	Implemented
5.8.2.11	Chemical should be stored on site at bunded area and separate drainage system as appropriate should be provided to avoid any spilled chemicals from entering the storm drain in case of accidental spillage. Also, adequate tools for cleanup of spilled chemicals should be stored on site and appropriate training shall be provided to staffs to further prevent potential adverse water quality impacts from happening.	Project site / Design and Operation Phase	Implemented

EIA Ref.	Environmental Protection Measures	Location / Duration of Measures / Timing of Completion of Measures	Implementation Status
Waste Management Implication (Construction Phase)			
6.6.1.3	<u>Good Site Practices</u> Recommendations for good site practices during the construction phase include:	Construction Sites	
	<ul style="list-style-type: none"> Nomination of approved personnel, such as a site manager, to be responsible for good site practices, and making arrangements for collection of all wastes generated at the site and effective disposal to an appropriate facility; 		Implemented
	<ul style="list-style-type: none"> Training of site personnel in proper waste management and chemical waste handling procedures; 		Implemented
	<ul style="list-style-type: none"> Provision of sufficient waste reception/ disposal points, of a suitable vermin-proof design that minimises windblown litter; 		N/A
	<ul style="list-style-type: none"> Arrangement for regular collection of waste for transport off-site and final disposal; 		Implemented
	<ul style="list-style-type: none"> Appropriate measures to minimise windblown litter and dust during transportation of waste by either covering trucks or by transporting wastes in enclosed containers; 		Implemented
	<ul style="list-style-type: none"> Regular cleaning and maintenance programme for drainage systems, sumps and oil interceptors; 		Implemented
	<ul style="list-style-type: none"> A recording system for the amount of wastes generated, recycled and disposed (including the disposal sites) should be proposed; and A WMP should be prepared and should be submitted to the Engineer for approval. One may make reference to ETWB TCW No. 19/2005 for details. 		Implemented
6.6.1.5	<u>Waste Reduction Measures</u> Recommendations to achieve waste reduction include:	Construction Sites	
	<ul style="list-style-type: none"> Segregate and store different types of construction related waste in different containers, skips or stockpiles to enhance reuse or recycling of materials and their proper disposal; 		Implemented
	<ul style="list-style-type: none"> Provide separate labelled bins to segregate recyclable waste such as aluminium cans from other general refuse generated by the work force, and to encourage collection by individual collectors; 		Implemented
	<ul style="list-style-type: none"> Any unused chemicals or those with remaining functional capacity shall be recycled; 		N/A
	<ul style="list-style-type: none"> Maximising the use of reusable steel formwork to reduce the amount of C&D material; 		Implemented
	<ul style="list-style-type: none"> Prior to disposal of C&D waste, it is recommended that wood, steel and other metals shall be separated for re-use and / or recycling to minimise the quantity of waste to be disposed of to landfill; 		Implemented
	<ul style="list-style-type: none"> Adopt proper storage and site practices to minimise the potential for damage to, or contamination of, construction materials; 		Implemented
	<ul style="list-style-type: none"> Plan the delivery and stock of construction materials carefully to minimise the amount of surplus waste generated; 		N/A
<ul style="list-style-type: none"> Adopt pre-cast construction method instead of cast-in-situ method for construction of concrete structures as much as possible; and 	N/A		
<ul style="list-style-type: none"> Minimise over ordering of concrete, mortars and cement grout by doing careful check before ordering. 	N/A		

EIA Ref.	Environmental Protection Measures	Location / Duration of Measures / Timing of Completion of Measures	Implementation Status
6.6.1.7	<u>Storage of Waste</u> Recommendations to minimise the impacts include:	Construction Sites	
	<ul style="list-style-type: none"> Waste, such as soil, should be handled and stored well to ensure secure containment, thus minimising the potential of pollution; 		Implemented
	<ul style="list-style-type: none"> Maintain and clean storage areas routinely; 		Implemented
	<ul style="list-style-type: none"> Stockpiling area should be provided with covers and water spraying system to prevent materials from wind-blown or being washed away; and Different locations should be designated to stockpile each material to enhance reuse. 		Implemented
6.6.1.8	<u>Collection of Waste</u> Licensed waste haulers should be employed for the collection and transportation of waste generated. The following measures should be enforced to minimise the potential adverse impacts:	Construction Sites	
	<ul style="list-style-type: none"> Remove waste in timely manner; 		Implemented
	<ul style="list-style-type: none"> Waste collectors should only collect wastes prescribed by their permits; 		Implemented
	<ul style="list-style-type: none"> Impacts during transportation, such as dust and odour, should be mitigated by the use of covered trucks or in enclosed containers; 		Implemented
	<ul style="list-style-type: none"> Obtain relevant waste disposal permits from the appropriate authorities, in accordance with the WDO (Cap. 354), Waste Disposal (Charges for Disposal of Construction Waste) Regulation (Cap. 345) and the Land (Miscellaneous Provisions) Ordinance (Cap. 28); 		Implemented
	<ul style="list-style-type: none"> Waste should be disposed of at licensed waste disposal facilities; and Maintain records of quantities of waste generated, recycled and disposed. 		Implemented
6.6.1.10	<u>Transportation of Waste</u> In order to monitor the disposal of C&D materials at PFRFs and landfills and to control fly-tipping, a trip-ticket system should be established in accordance with DEVB TCW No. 6/2010. A recording system for the amount of waste generated, recycled and disposed, including the disposal sites, should also be set up. Warning signs should be put up to remind the designated disposal sites. CCTV should be installed at the vehicular entrance and exit of the site as additional measures to prevent fly-tipping.	Transportation Route of Waste / Construction Phase	Implemented
6.6.1.12	<u>Construction and Demolition Material</u> Careful design, planning together with good site management can reduce over-ordering and generation of C&D materials such as concrete, mortar and cement grouts. Formwork should be designed to maximize the use of standard wooden panels, so that high reuse levels can be achieved. Alternatives such as steel formwork or plastic facing should be considered to increase the potential for reuse	Construction Sites	N/A
6.6.1.13	The excavated material arising from site formation and foundation works should be reused on-site as backfilling material and for landscaping works as far as practicable. Other mitigation requirements are listed below:	Construction Sites	
	<ul style="list-style-type: none"> A WMP, which becomes part of the EMP, should be prepared in accordance with ETWB TCW No.19/2005; 		Implemented
	<ul style="list-style-type: none"> A recording system for the amount of wastes generated, recycled and disposed (including the disposal sites) should be adopted for easy tracking; and In order to monitor the disposal of C&D materials at public filling facilities and landfills and to control fly-tipping, a trip-ticket system should be adopted (refer to DEVB TCW 06/2010). 		Implemented

EIA Ref.	Environmental Protection Measures	Location / Duration of Measures / Timing of Completion of Measures	Implementation Status
6.6.1.14	It is recommended that specific areas should be provided by the Contractors for sorting and to provide temporary storage areas (if required) for the sorted materials. Control measures for temporary stockpiles on-site should be taken in order to minimise the noise, generation of dust and pollution of water. These measures include:	Construction Sites	
	<ul style="list-style-type: none"> • Surface of stockpiled soil should be regularly wetted with water especially during dry season; 		Implemented
	<ul style="list-style-type: none"> • Disturbance of stockpile soil should be minimised; 		Implemented
	<ul style="list-style-type: none"> • Stockpiled soil should be properly covered with tarpaulin especially when heavy storms are predicted; and • Stockpiling areas should be enclosed where space is available. 		Implemented
6.6.1.15	The Contractor should prepare and implement an EMP in accordance with ETWB TCW No.19/2005, which describes the arrangements for avoidance, reuse, recovery, recycling, storage, collection, treatment and disposal of different categories of waste to be generated from construction activities. Such a management plan should incorporate site-specific factors, such as the designation of areas for segregation and temporary storage of reusable and recyclable materials. The EMP should be submitted to the Engineer for approval. The Contractor should implement waste management practices in the EMP throughout the construction stage of the Project. The EMP should be reviewed regularly and updated by the Contractor, preferably on a monthly basis.	Construction Sites	Implemented
6.6.1.16	The Contractor would be responsible for devising a system to work for on-site sorting of C&D materials and promptly removing all sorted and process materials arising from the construction activities to minimise temporary stockpiling on-site. The system should be included in the EMP identifying the source of generation, estimated quantity, arrangement for on-site sorting, collection, temporary storage areas and frequency of collection by recycling Contractors or frequency of removal off-site.	Construction Sites	Implemented
6.6.1.17 – 6.6.1.18	The sediment should be excavated, handled, transported and disposed of in a manner that would minimise adverse environmental impacts. To minimise sediment disposal, it is proposed to reuse the Type 1 sediment generated (e.g. as backfilling materials) as far as possible. Requirements of the Air Pollution Control (Construction Dust) Regulation, where relevant, shall be adhered to during excavation, transportation and disposal of the sediment.	Construction Sites	N/A
6.6.1.19	Workers shall, if necessary, wear appropriate personal protective equipments (PPE) when handling contaminated sediments. Adequate washing and cleaning facilities shall also be provided on site.	Construction Sites	Implemented
6.6.1.20	For off-site disposal, the basic requirements and procedures specified under ETWB TC(W) No. 34/2002 shall be followed.	Transportation Route of Waste / Construction Phase	Implemented
6.6.1.24	Stockpiling of contaminated sediments should be avoided as far as possible. If temporary stockpiling of contaminated sediments is necessary, the excavated sediment should be covered by tarpaulin and the area should be placed within earth bunds or sand bags to prevent leachate from entering the ground, nearby drains and surrounding water bodies. The stockpiles should be completely paved or covered by linings in order to avoid contamination to underlying soil or groundwater. Separate and clearly defined areas should be provided for stockpiling of contaminated and uncontaminated materials. Leachate, if any, should be collected and discharged according to the Water Pollution Control Ordinance (WPCO).	Construction Sites	Implemented
6.6.1.25	In order to minimise the potential odour / dust emissions during excavation and transportation of the sediment, the excavated sediments shall be wetted during excavation / material handling and shall be properly covered when placed on trucks or barges. Loading of the excavated sediment to the barge shall be controlled to avoid splashing and overflowing of the sediment slurry to the surrounding water.	Construction sites & transportation route of waste / Construction phase	N/A
6.6.1.26	The barge transporting the sediments to the designated disposal sites shall be equipped with tight fitting seals to prevent leakage and shall not be filled to a level that would cause overflow of materials or laden water during loading or transportation. In addition, monitoring of the barge loading shall be conducted to ensure that loss of material does not take place during transportation. Transport barges or vessels shall be equipped with automatic self-monitoring devices as specified by the DEP.	Transportation route of waste / Construction phase	N/A

EIA Ref.	Environmental Protection Measures	Location / Duration of Measures / Timing of Completion of Measures	Implementation Status
6.6.1.27	Suitable containers compatible with the chemical wastes should be used, and incompatible chemicals should be stored separately. Appropriate labels should be securely attached on each chemical waste container indicating the corresponding chemical characteristics of the chemical waste, such as explosive, flammable, oxidizing, irritant, toxic, harmful, corrosive, etc. The Contractor shall employ a licensed collector to transport and dispose of the chemical wastes, to the licensed CWTC, or other licensed facilities, in accordance with the Waste Disposal (Chemical Waste) (General) Regulation.	Construction and Operation Phases	Implemented
6.6.1.28	It is recommended to place clearly labelled recycling bins at designated locations with convenient access. Other general refuse should be separated from chemical and industrial waste by providing separated bins or skips for storage to maximise the recyclable volume. A reputable licensed waste collector should be employed to remove general refuse on a daily basis to minimise odour, pest and litter impacts.	Construction and Operation Phases	Implemented
6.6.1.29	Should buildings be found with potential ACM, sufficient and reasonable lead time shall be allowed for preparation, vetting and implementation of Asbestos Investigation Report and Asbestos Abatement Plan in accordance with Air Pollution Control Ordinance before commencement of any demolition or site clearance work.	Demolition	N/A
Land Contamination			
7.8.1.2 - 7.8.1.3;7.8.2.1	Prior to the commencement of the SI works, a review of the Contamination Assessment Plan (CAP) should be conducted to confirm whether the proposed SI works (e.g. sampling locations, testing parameters etc.) are still valid. Supplementary CAP(s), presenting findings of the review, the latest site conditions and updated sampling strategy and testing protocol, should be submitted to EPD for endorsement. The SI works should be carried out according to EPD's agreed supplementary CAP(s). SI works should be carried out according to the supplementary CAP endorsed by EPD. Following completion of SI works and receipt of laboratory test results, Contamination Assessment Report(s) ((CAR)(s)) should be prepared to present the findings of the SI works and to discuss the presence, nature and extent of contamination. If contamination is identified, Remedial Action Plan(s) ((RAP)(s)) which provides details of the remedial actions for the identified contaminated soil and / or groundwater should be endorsed by EPD. The possible remediation methods are detailed in Section 5.2 of the CAP provided in Appendix 7.1 of the EIA Report, Remediation action, if necessary, will be carried out according to EPD endorsed RAP(s) and Remediation Report(s) (RR(s)) will be submitted after completion of the remediation action. The RR(s) should be endorsed by EPD prior to the commencement of construction works at the respective identified contaminated areas (if any).	Existing YLSTW /Construction Phase (after decommissioning of the concerned facilities / areas but prior to the construction works at the concerned facilities / areas)	Implemented
7.8.3.1	The mitigation measures will be recommended in the RAP and would typically include the following:	Project Site / Construction Phase	
	<ul style="list-style-type: none"> Excavation profiles must be properly designed and executed with attention to the relevant requirements for environment, health and safety; 		Implemented
	<ul style="list-style-type: none"> Excavation shall be carried out during dry season as far as possible to minimise contaminated runoff from contaminated soils; Supply of suitable clean backfill material (or treated soil) after excavation; 		N/A
	<ul style="list-style-type: none"> Stockpiling site(s) shall be lined with impermeable sheeting and bunded. Stockpiles shall be fully covered by impermeable sheeting to reduce dust emission. If this is not practicable due to frequent usage, regular watering shall be applied. However, watering shall be avoided on stockpiles of contaminated soil to minimise contaminated runoff. 		Implemented
	<ul style="list-style-type: none"> Vehicles containing any excavated materials shall be suitably covered to limit potential dust emissions or contaminated wastewater run-off, and truck bodies and tailgates shall be sealed to prevent any discharge during transport or during wet conditions; 		Implemented
	<ul style="list-style-type: none"> Speed control for the trucks carrying contaminated materials shall be enforced; 		Implemented
	<ul style="list-style-type: none"> Vehicle wheel and body washing facilities at the site's exist points shall be established and used; and 		Implemented
<ul style="list-style-type: none"> Pollution control measures for air emissions (e.g. from biopile blower and handling of cement), noise emissions (e.g. from blower or earthmoving equipment), and water discharges (e.g. runoff control from treatment facility) shall be implemented and complied with relevant regulations and guidelines. 	Implemented		

EIA Ref.	Environmental Protection Measures	Location / Duration of Measures / Timing of Completion of Measures	Implementation Status
Ecological Impact (Terrestrial and Aquatic) (Construction Phase)			
8.10.2.1	<u>Avoidance of Recognised Site of Conservation Importance</u> Construction works are designed to be confined to the boundary of the existing YLSTW that direct impacts on all other sites of conservation importance within the assessment area, including the Ramsar Site, Priority Site, WCA, WBA, SSSI and CA would be avoided.	Project site / Construction Phase	Implemented
8.10.2.3 – 8.10.2.4	<u>Avoidance of Demolition Works Using Breakers Mounted on Excavators and Percussive Piling during Dry Season</u> In order to minimise the construction noise disturbance on overwintering waterbirds, the noisy construction works, i.e. all percussive piling works and demolition using breakers mounted on excavators, would therefore be scheduled outside the dry season (i.e. November to March, which is the peak overwintering period of waterbirds).	Construction sites / Construction Phase	Implemented
8.10.2.5	<u>Restriction of Construction Hours</u> No construction activities with the use of PME should be conducted within 100m from any night roost confirmed by the pre-construction survey after 18:00 during wet season and 17:30 during dry season to avoid disturbance to the nearby ardeids night roosts.	Construction sites / Construction Phase	Implemented
8.10.3.2 – 8.10.3.3	<u>Minimising Construction Noise Disturbance Impacts through Consideration of Alternative Construction Methods</u> Demolition using concrete crusher is quieter than demolition using breaker that its construction noise level is comparable to other general construction activities and concrete crusher would be used for demolition works to be undertaken during dry season months. The quieter foundation methods, including bored piling, raft foundation and shallow foundation, would be adopted as far as possible.	Construction sites / Construction Phase	Implemented
8.10.3.4 – 8.10.3.5	<u>Minimising Construction Noise Disturbance Impacts Through Careful Phasing of Construction Activities</u> Percussive piling works and demolition using breakers mounted on excavators would typically be completed over two wet seasons and not be undertaken in the same construction zone at the same time to localise the construction disturbance and to reduce the duration of high level of disturbances on sensitive wetland habitats and associated waterbirds nearby each construction zone. Facilities in the eastern side of the Project site (i.e. Phase 1A and Phase 1B) are scheduled to be developed first that the new structures could screen the works in the middle and western parts of the site in later stage of the construction phase after the structures in Phase 1A and Phase 1B are completed, hence minimising the construction noise and human disturbance on sensitive wetland habitats adjacent to the Project site in Shan Pui River, including the confluence of Shan Pui River and Kam Tin River and ardeid night roost to the immediate east of the Project site.	Project site / Construction Phase	Implemented
8.10.3.6 – 8.10.3.8	<u>Minimising Construction Noise Disturbance Impacts through Use of Noise Barriers</u> Noise barriers with absorptive materials of about 4m high will be erected along the northern, eastern and western sides of the site, throughout the construction phase to screen the construction noise and human disturbance to the waterbirds foraging in ponds in Fung Lok Wai and Shan Pui River during construction phase. Adequate noise barriers should also be provided for demolition works using breakers mounted on excavators and percussive piling works, to further minimise the construction noise disturbance from these construction activities. Movable noise barriers should be provided to breaker mounted on excavator used for demolition works as discussed in Section 4.8 and acoustic mat should be provided to the piling plants around the rig. The contractor should provide enclosure for construction equipment, especially static plants, as appropriate to minimise the noise disturbance as far as practicable.	Construction sites / Construction Phase	Implemented
8.10.3.9	<u>Use of Quality Powered Mechanical Equipment</u> The contractor should source QPMEs for construction as far as practicable to further minimise the overall construction noise and other disturbance to the nearby wetland habitats and associated waterbirds to the maximum practical extent.	Construction sites / Construction Phase	Implemented
Ecology & Fisheries Impact			
8.12.1.4, 9.7	Groundwater observation wells and recharge wells will be provided at the northern and western side of the site. Groundwater table will be closely monitored at the observation well. In case of any unlikely events of abnormal drawdown of groundwater table near the excavation area, groundwater dewatering will stop and water will be pumped into the recharge wells to recover the normal groundwater table as necessary.	Construction Phase	N/A

EIA Ref.	Environmental Protection Measures	Location / Duration of Measures / Timing of Completion of Measures	Implementation Status
Fisheries Impact			
9.7	The implementation of good site practices during construction could minimise the potential water quality impacts from the land-based construction works. Mitigation measures recommended in the Water Quality Impact Assessment (Section 5) for controlling water quality impact would also serve to protect fisheries resources and activities from indirect impacts.	Construction and Operation Phase	N/A
Landscape and Visual Impact			
Table 10.11	<u>Preservation of Existing Vegetation (CM1)</u> All the existing Trees to be retained and not to be affected by the Project shall be carefully protected during construction accordance with DEVB TCW No. 7/2015 - Tree Preservation and the latest Guidelines on Tree Preservation during Development issued by GLTM Section of DevB. Any existing vegetation in landscaped areas and natural terrain not to be affected by the Project shall be carefully preserved.	Project site / Construction Phase	Implemented
	<u>Transplanting of Affected Trees (CM2)</u> Trees unavoidably affected by the works shall be transplanted as far as possible in accordance with DEVB TCW No. 7/2015 - Tree Preservation and the latest Guidelines on Tree Transplanting issued by GLTM Section of DevB.	Project site / Construction Phase	Implemented
	<u>Compensatory Tree Planting (CM3)</u> Any trees to be felled under the Project shall be compensated in accordance with DEVB TCW No. 7/2015 - Tree Preservation. For trees to be compensated on slopes, the guidelines for tree planting stipulated in GEO Publication No. 1/2011 will be followed.	Project site / Construction Phase	N/A
	<u>Control of Night-time Lighting Glare (CM4)</u> All the night time lighting shall be avoided except for safety purpose. No light glare shall illuminate directly outside the site.	Project site / Construction Phase	Implemented
	<u>Erection of Decorative Screen Hoarding (CM5)</u> Site hoardings, if any, shall be painted in dull green colour	Project site / Construction Phase	Implemented
	<u>Management of Construction Activities and Facilities (CM6)</u> Construction activities shall be well scheduled and avoid powered mechanical equipment's operating simultaneously. All stockpiling areas and idled area shall be covered by tarpaulin sheet or hydroseeded as far as possible.	Project site / Construction Phase	Implemented
Hazard to Life (Construction Phase)			
11.5.6.9- 11.5.6.12	<ul style="list-style-type: none"> Implementation of those major construction works and movement of plants and vehicles would be stringently controlled to have a setback of at least 15m clear distance, or physical barrier with an empty digester / gas holder from the digesters / gas holders in operation; 	Project site / Construction Phase	N/A
	<ul style="list-style-type: none"> For those construction works to be carried out in close proximity to the 15m zone from digesters / gas holders in operation, the height of plants for those major construction shall be limited to 15m such that the plants would not damage digesters /gas holders in such incident as plant collapse or overturning; 		N/A
	<ul style="list-style-type: none"> Whenever practicable, the construction sequence shall be arranged with empty unit(s) for separating the major construction works from these digesters / gas holders in use; and 		N/A
	<ul style="list-style-type: none"> Physical barriers such as concrete blocks shall be set up at the 15m zone in order to avoid those construction plants or vehicles from colliding to the digester / gas holder units in use. 		N/A

EIA Ref.	Environmental Protection Measures	Location / Duration of Measures / Timing of Completion of Measures	Implementation Status
11.5.8	<ul style="list-style-type: none"> Method statements and risk assessments shall be prepared and safety control measures shall be in place before commencement of work 	Project site / Construction Phase	Implemented
	<ul style="list-style-type: none"> All work procedures shall be complied with the operating plant procedures or guidelines and regulatory requirements; 		Implemented
	<ul style="list-style-type: none"> Work permit system, on-site pre-work risk assessment and emergency response procedure shall be in place before commencement of work; 		Implemented
	<ul style="list-style-type: none"> All construction workers shall equip with appropriate personal protective equipment (PPE) when working at the Project Site; 		Implemented
	<ul style="list-style-type: none"> Safety training and briefings shall be provided to all construction workers; 		Implemented
	<ul style="list-style-type: none"> Regular site safety inspections shall be conducted during the construction phase of the Project; 		Implemented
11.9.1.2	<ul style="list-style-type: none"> Ensure speed limit enforcement is specified in the contractor's method statement to limit the speed of construction vehicles onsite; 	Project site / Construction Phase	Implemented
	<ul style="list-style-type: none"> Conduct speed checks to ensure enforcement of speed limits and to ensure adequate site access control; 		N/A
	<ul style="list-style-type: none"> A lifting plan, with detailed risk assessment, should be prepared and endorsed for heavy lifting of large equipment; 		Implemented
	<ul style="list-style-type: none"> Vehicle crash barriers should be provided between the construction site and the operating biogas facilities; 		N/A
	<ul style="list-style-type: none"> Ensure that a hazardous area classification study is conducted and hazardous area maps are updated before the start of the construction activities to ensure ignition sources are controlled during both construction and operation phases; 		Implemented
	<ul style="list-style-type: none"> Ensure work permit system for hot work activities within the Project Site is specified in the contractor's method statement to minimize and control the ignition sources during the construction phase; 		Implemented
	<ul style="list-style-type: none"> Ensure effective communication system / protocol is in place between the contractors and the operation staff; 		Implemented
	<ul style="list-style-type: none"> Ensure the Project Construction Emergency Response Plan is integrated with the Emergency Response Plan for the YLEPP during construction phase. The plan should address stop work instructions to be promptly communicated to all construction workers performing hot works in case a confirmed biogas detection at the Project Site; 		Implemented
	<ul style="list-style-type: none"> Ensure that the construction activities do not impede the functions of fire and gas detection system, fire protection system, muster areas, fire-fighting vehicle access and escape routes; 		Implemented
	<ul style="list-style-type: none"> Ensure a Job Safety Analysis is conducted for construction activities of the Project during the construction phase, to identify and analyze hazards associated with the construction activities (e.g. lifting operations by cranes) onto the operating biogas facilities. 		Implemented
<ul style="list-style-type: none"> Potential risks of the construction activities shall be assessed, and risk precautionary measures shall be implemented in Contractor's works procedures. 	Implemented		

Note:

Implementation status: Implemented / Partially Implemented / Not Implemented / Not Applicable (N/A)

Sources / reference of the Implementation Status: Appendix B of EIA Report, AEIAR-220/2019

Appendix H
Cumulative statistics on Environmental
Complaints, Notifications of Summons and
Successful Prosecutions

Environmental Complaints Log

Reference	Date of Complaint	Received From	Received By	Nature of Complaint	Date of Investigation	Outcome	Date of Reply

Cumulative Statistics on Complaints

Environmental Parameters	Cumulative No. Brought Forward	No. of Complaints This Reporting Period	Cumulative Project-to-Date
Air	0	0	0
Noise	0	0	0
Water	0	0	0
Waste	0	0	0
Total	0	0	0

Cumulative Statistics on Notification of Summons and Successful Prosecutions

Environmental Parameters	Cumulative No. Brought Forward	No. of Notification of Summons and Prosecutions This Reporting Period	Cumulative Project-to-Date
Air	0	0	0
Noise	0	0	0
Water	0	0	0
Waste	0	0	0
Total	0	0	0

Prepared by:

Aurecon Hong Kong Limited

Unit 1608, 16/F, Tower B, Manulife Financial Centre,

223 – 231 Wai Yip Street, Kwun Tong,

Kowloon Hong Kong S. A. R.

T: +852 3664 6888

F: +852 3664 6999

E: hongkong@aurecongroup.com

aurecon

*Bringing ideas
to life*

